

AUDITORS' REPORT

We have audited the accompanying Statement of Financial Position of **NETWORK & DEVELOPMENT under Bangladesh Small & Cottage Industries Corporation (BSCIC)** as of June 30, 2022 and the related Statement of Income & Expenditure Account as well as Profit & Loss Adjustment Account for the year then ended.

Management's Responsibility for the Financial Statements

Management is responsible for the preparation and fair presentation of these financial statements in accordance with Bangladesh Financial Reporting Standards (BFRS). This responsibility includes designing, implementing and maintaining internal control relevant to the preparation and fair presentation of financial statements that are free from material misstatement, whether due to fraud or error.

Auditors' Responsibility

Our responsibility is to express an opinion on these financial statements based on our audit. We conducted our audit in accordance with Bangladesh Standards on Auditing (BSA), these standards require that we comply with ethical requirements as well as plan and perform the audit to obtain reasonable assurance whether the financial statements are free from material misstatement. An audit also includes examination on a test basis, evidence supporting amounts and disclosures in the financial statements. It also includes assessing the accounting principles used and significant estimates made by the management.

Emphasis of Matter

Accounts Department is depriving to get proper technical support:

During our audit we have seen Accounts personnel are facing lots of problem to store important data, information relating to preparation of Accounts because of their software is not up-to the mark. Most of time Accounts Department (BSCIC) was provided scattered data for Audit purpose. As a result, it has been taken long time to provide us the Actual Accounts.

BAS-1 (Representation of Financial Statements) is not following by the managements properly.

Financial statements are a structural representation of the Financial Position and Financial performance of an entity. The objective of general-purpose financial statements is to provide information about the Financial Position, Financial performance and Cash Flows of an entity that is useful to a wide range of users in making economic decisions. To meet that objective, 5 (five) components of financial statements provide information about an entity. They are as follows:


- 1) A Statement of Financial Position at the end of the period.
- 2) A Statement of Profit or Loss and other comprehensive Income for the period.
- 3) A Statement of Changes in Equity for the period.
- 4) A Statement of Cash Flows for the period.
- 5) Notes, Comprising a summary of significant accounting policies and other explanatory information.

Opinion

In our opinion, the financial statements together with the notes there to, prepared by the management give a true and fair view of the state of the entity's affairs and results of its operations as at and for the year ended 30th June 2022.

We also report that:

- 1) we have obtained all the information and explanations which to the best of our knowledge and belief were necessary for the purpose of our audit and made due verification thereof;
- 2) in our opinion, proper books of account as required by law have been kept by the entity so far as it appeared from our examination of those books;
- 3) The Financial Statements deals with the report are in agreement with the books of account.


Md. Abul Basher, FCA # 0840
Managing Partner
M A Fazal & Co.
Chartered Accountant





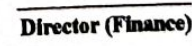
ated, Dhaka.

0 OCT 2023

1 DVC: 2311020840AS623956


Bangladesh Small & Cottage Industries Corporation (BSCIC)
 398 Mayor Anisul Haque Road, BSCIC Bhaban, Tejgaon Industrial Area, Dhaka-1208
 Statement of Financial Position (Network & Development)
 As on 30 June, 2022

Sl. No.	Particulars	Sch. No.	Amount in Taka	
			2021-2022	2020-2021
	Property & Assets:			
A	Non-Current Assets		8,462,051,148	8,360,892,209
	Property, Plant & Equipment	A-01	8,462,051,148	8,360,892,209
			545,403,862	-
B	Investment and Other Assets		12,888,341,381	11,907,321,605
	Investment	A-02	12,888,341,381	11,907,321,605
			-	-
C	Current Assets		4,435,334,022	3,411,675,125
	Sundry Debtors	A-04	7,185,712	20,897,333
	Loans & Advances	A-05	280,044,147	107,902,151
	Deposit Prepaid & Receivable	A-06	10,419,738	10,265,622
	Cash & Cash Equivalents	A-07	3,853,998,288	3,221,137,354
	Inter-branch Transaction	A-08	278,540,362	46,326,890
	Stock & Stores	A-09	5,145,775	5,145,775
	Total Properties and Assets (A+B+C)		25,785,726,551	23,679,888,940
	Equity & Liabilities:			
D	Capital and Reserve		12,868,181,556	14,406,179,910
	Equity Deposit for Projects	L-11	6,573,222,317	6,571,302,317
	Grants	L-8	4,897,947,215	4,397,947,215
	Retained Surplus	A-10	1,397,012,024	3,436,930,378
E	Fund & Liabilities		5,097,201,172	1,376,918,665
	Fund Account	L-7	3,628,885,298	324,178,760
	Reserve for Depreciation	A-01	1,468,315,874	1,052,739,905
F	Non-Current Liabilities		1,810,995,238	1,890,995,238
	Long Term Loan	L-9	1,810,995,238	1,890,995,238
G	Current Liabilities		6,009,348,585	6,005,795,126
	Sundry Creditors & Other Finance	L-01	18,143,169	3,382,352
	Security & Earnest Money	L-02	29,263,361	27,992,214
	Land Premium Collection	L-10	3,871,428,886	3,666,376,116
	Provision for Expenses	L-03	1,305,079,324	1,526,757,599
	Loans & Advances	L-04	403,174,303	414,717,738
	Other Project	L-05	364,536,615	348,846,181
	Commercial Current Account	L-06	17,722,927	17,722,927
	Total Liabilities & Equity (D+E+F+G)		25,785,726,551	23,679,888,940

 Deputy Controller (Accounts)  Controller (Accounts & Finance)  Director (Finance)

প্রচেষ্টা চাৰকালা
 উপ-নিয়ন্ত্রক
 হিসাব ও অর্থ বিভাগ
 বিসিক ঢাকা

জি,এম, রুব্বানী তালুকদার
 নিয়ন্ত্রক (ভারঃ)
 হিসাব ও অর্থ বিভাগ
 বিসিক ঢাকা


 Md. Abul Basher, FCA # 0840
 Managing Partner
 M A Fazal & Co
 Chartered Accountants

Dated, Dhaka 30/10/2023

30 OCT 2023

DVC: 2311020840AS623956



Bangladesh Small & Cottage Industries Corporation (BSCIC)
398 Mayor Anisul Haque Road, BSCIC Bhaban, Tejgaon Industrial Area, Dhaka-1208
Statement of Comprehensive Income
For the year ended on June 30, 2022

Particulars	Note	Amount in Taka	
		2021-2022	2020-21
Income:			
Grant from Government	1	1,940,611,260	1,939,682,260
Interest Income:	2	88,803,389	53,744,613
Rent Income	3	12,190,356	18,078,842
Income from Charge & Fees	4	241,732,790	198,505,932
Income from Sale of Honey	5	654,850	1,985,698
Collection of Land Premium	6	59,772,850	177,596,594
Collection of Bus Fare	7	293,219	19,210
Income from Fair & Exhibition	8	1,849,925	399,871
Income from Training	9	4,986,070	4,122,622
Miscellaneous Income	10	32,677,979	35,268,286
Sale of Forms/ Publication	11	2,782,109	2,611,750
Total Income		2,386,354,797	2,432,015,677
Expenditures:			
Administrative Expense	12	52,699,134	46,541,405
Salary & Allowances	13	877,850,145	1,003,968,692
Other Allowance	14	7,104,804	21,774,893
Advertising & Promotion	15	8,995,982	4,272,470
Repair & Maintenance	16	12,677,298	20,914,885
Tax & Registration Cost	17	26,627,494	22,602,523
Medical Expense	18	1,237,965	939,597
Food & Medicine for Bees	19	254,306	-
Lamp Grants	20	303,819,575	331,685,770
Insurance for vehicles	21	1,914,824	2,581,547
Training Expenses	22	43,907,257	34,184,297
Research & Development	23	1,636,319	2,284,000
T.A.D.A.	24	6,461,064	8,041,049
Travelling & Transportation Cost	25	7,950,072	8,939,986
BSCIC Contribution to CPF	26	38,040,975	40,334,414
P.O.L	27	7,052,017	5,959,234
Miscellaneous Expenses	28	28,041,399	62,499,987
Depreciation (Schedule A-1)	29	414,680,304	485,101,056
Total Expenditure		1,840,950,934	2,102,625,803
Excess Income Over Expenditure		545,403,863	329,389,874
Grand Total		2,386,354,797	2,432,015,677

(Signature)

Deputy Controller(Accounts)

সকল
নয়ত্রক
অর্থ বিভাগ
ঢাকা।

(Signature)

Controller(Accounts & Finance)

জি,এম, রব্বানী তালুকদার
নিয়ন্ত্রক (ভারত)
হিসাব ও অর্থ বিভাগ
বিসিক ঢাকা।

Director(Finance)

(Signature)

Md. Abul Basher, FCA # 0840

Managing Partner

M A Fazal & Co

Chartered Accountants

Dated, Dhaka 30/10/2023

30 OCT 2023

DVC: 2311020840ASG23956



Bangladesh Small & Cottage Industries Corporation (BSCIC)
398 Mayor Anisul Haque Road, BSCIC Bhaban, Tejgaon Industrial Area, Dhaka-1208
Statement of Changes in Equity
For the year ended on June 30, 2022

Amount in Taka

Particulars	Equity Deposit for Projects	Grants	Revenue Reserve/ Retained Surplus	Total
Balance as at 01 July, 2021	26,759,087	4,397,947,215	3,436,930,378	7,861,636,680
Changes During the year:	-	-	-	-
Addition	1,920,000	500,000,000	545,403,863	1,047,323,863
Transfer To Fund Account			(2,630,917,894)	(2,630,917,894)
Prior Year Adjustment	6544543230		45,595,678	6,590,138,908
Balance as at 30 June, 2022	6,573,222,317	4,897,947,215	1,397,012,024	12,868,181,556

Particulars	Equity Deposit for Projects	Grants	Revenue Reserve/ Retained Surplus	Total
Balance as at 01 July, 2020	26,759,087	4,397,947,215	3,156,649,747	7,581,356,049
Changes During the year:	-	-	-	-
Addition to reserve	-	-	-	-
Net Income during the year	-	-	329,389,873	329,389,873
Prior Year Adjustment			(49,109,242)	(49,109,242)
Balance as at 30 June, 2021	26,759,087	4,397,947,215	3,436,930,378	7,861,636,680

Dhaka

Deputy Controller(Accounts)

সুজনা চাকমা
উপ-নিয়ন্ত্রক
সাব ও অর্থ বিভাগ
বিসিক, ঢাকা।
Dated, Dhaka 30/10/2023

30 OCT 2023

[Signature]

Controller(Accounts & Finance)

Director (Finance)

জি,এম, রব্বানী তালুকদার
নিয়ন্ত্রক (ভারঃ) Md. Abul Basher, FCA # 0840
হিসাব ও অর্থ বিভাগ
বিসিক, ঢাকা।

Managing Partner
M A Fazal & Co
Chartered Accountants

DVC: 2311020 840AS 623956




Bangladesh Small & Cottage Industries Corporation (BSCIC)
398 mayor Anisul Haque Road, BSCIC Bhaban, Tejgaon Industrial Area, Dhaka-1208
Statement of Cash Flows
For the year ended on June 30, 2022

	Amount in Taka 2021-2022	Amount in Taka 2020-2021
CASH FLOW FROM OPERATING ACTIVITIES		
Net profit for the year	545,403,863	329,389,874
Adjustment to reconcile net profit		
Adjustment to Retained Surplus	45,595,678	
Depreciation and depletion charges	414,680,304	485,101,056
Changes in Current Assets:		
Decrease/(Increase) in sundry debtors	13,711,621	(2,775,306)
Decrease/(Increase) in other Loan & Advance	(172,141,996)	(65,813,608)
Decrease/(Increase) prepaid and receivables	(154,116)	20,034
Decrease/(Increase) in Interbranch Transaction	(232,213,472)	299,828,771
Decrease/(Increase) in inventories of stores	-	-
Changes in Current Liabilities:		
Increase/ (Decrease) in creditors & accruals	14,760,817	(27,752,534)
Increase/(Decrease) in Security & Earnest Money	1,271,147	(3,900,536)
Increase/(Decrease) in Land Premium Collection	205,052,770	472,485,952
Increase/(Decrease) in Provision for Expenses	(221,678,276)	65,851,481
Increase/(Decrease) in Loans & Advances	(11,543,434)	5,119,127
Increase/(Decrease) in Other Project	15,690,434	74,529,653
Increase/(Decrease) in Commercial Current Account	-	-
Net Cash flow from operating activities	618,435,340	1,632,083,965
CASH FLOW FROM INVESTING ACTIVITIES		
Acquisition of fixed assets	(100,263,276)	(6,604,888,577)
Trasfer To Fund Account	(2,630,917,894)	
Investment and Other Assets	(981,019,776)	(406,263,560)
Net cash used by investing activities	(3,712,200,946)	(7,011,152,137)
CASH FLOW FROM FINANCING ACTIVITIES		
Contribution by Government to equity/Grant	501,920,000	6,544,543,230
Payment to / (Increase of) Fund Account	3,304,706,538	1,958,567
Long term Loan Received/ (Paid)	(80,000,000)	(28,000,000)
Net cash used by financing activities	3,726,626,538	6,518,501,797
Net increase/(decrease) in cash & cash equivalents	632,860,933	1,139,433,625
Total opening cash and cash equivalents	3,221,137,355	2,081,703,730
Total closing cash and cash equivalents	3,853,998,288	3,221,137,355


Deputy Controller (Accounts)

সিনিয়র
অফিসার
অর্থ বিভাগ
ডাকা


Controller (Accounts & Finance)
জি,এম, রক্বানী তালুকদার
নিয়ন্ত্রক (ভারত)
হিসাব ও অর্থ বিভাগ
বিসিক, ঢাকা

Director (Finance)

30 OCT 2023



Bangladesh Small & Cottage Industries Corporation (BSCIC)
Notes to the Financial Statements
For the year ended June 30, 2022

	Amount in Taka	
	2021-2022	2020-2021
1 Grant from Government	1,940,611,260	1,939,682,260
2 Interest Income:	88,803,389	53,744,613
Collection of Bank Interest	55,256,433	34,670,420
Collection of EB Fund Loan Interest	189,138	218,674
Collection of House Building Loan Interest	1,445,185	1,007,899
Collection of Land Dev. Tax Interest	3,290,484	1,887,019
Collection of Motor/Car Loan Interest	960,819	520,775
Collection of Service Charge Interest	24,028,233	14,161,268
Collection of Water Charge Interest	3,633,097	1,278,557
3 Rent Income	12,190,356	18,078,842
Collection of Auditorium Rent	116,500	2,261,205
Collection of Industrial Unit Rent	260,285	-
Collection of Lease of Land/Pond	3,662,836	8,104,290
Collection of Rest House Rent	204,250	189,856
Market/Godown Rent	2,745,465	213,635
Collection of House Rent	5,201,020	7,309,856
4 Income from Charge & Fees	241,732,790	198,505,932
Collection of Layout Plan Fee	1,473,128	658,573
Collection of Plot Transfer Fees	59,164,384	34,377,306
Collection of Registration Fees	1,809,442	4,393,523
Collection of Road Cutting Fees	2,814,800	174,667
Collection of Water Charge	8,871,550	5,454,294
Organizational Structure Changes/Lay out Changes Fee	-	235,154
Collection of Service Charge	167,411,851	153,089,296
Collection of Water Connection Fees	56,600	111,589
Gas Bill Charge/ Electric Charge	131,035	11,530
5 Income from Sale of Honey	654,850	1,985,698
Income from Sale of Honey Colony	37,900	1,626,734
Sale of Honey	616,950	251,353
Income from Sales Center	-	107,611
6 Collection of Land Premium	59,772,850	177,596,594
Collection of Land Premium	24,935,783	154,886,360
Collection of Land Dev. Tax	15,809,463	13,747,585
Collection of Land Premium Interest	19,027,605	8,962,649
7 Collection of Bus Fare	293,219	19,210
8 Income from Fair & Exhibition	1,849,925	399,871
9 Income from Training	4,986,070	4,122,622
10 Miscellaneous Income	32,677,979	35,268,286
11 Sale of Forms/ Publication	2,782,109	2,611,750



	2021-2022	2020-2021
6 Repair & Maintenance	12,677,298	20,914,885
Repairs & Maint. of Building	4,837,036	7,874,966
Repair & Maint. of Computer	1,244,753	705,550
Repairs & Maint. of Electric Components	163,273	519,261
Repair & Maint. of Lift & Air cooler	927,816	147,420
Repairs & Maint. of Others	1,474,105	3,551,906
Repair of Road, Drain & Culvert, Pillars	1,468,655	5,435,810
Repair of Telephone/ office Equipment	953,250	3,764
Repairs & Maint. of Vehicles	1,608,410	2,676,208
7 Tax & Registration Cost	26,627,494	22,602,523
Municipal Tax	6,066,407	4,466,539
Land Development Tax	19,838,672	17,406,407
Registration Fee	722,415	729,577
8 Medical Expense	1,237,965	939,597
9 Food & Medicine for Bees	254,306	-
10 Lamp Grants	303,819,575	331,685,770
Gratuity	245,682,000	282,668,967
Leave Encashment	58,137,575	49,016,803
11 Insurance for vehicles	1,914,824	2,581,547
12 Training Expenses	43,907,257	34,184,297
13 Research & Development	1,636,319	2,284,000
14 T.A.D.A.	6,461,064	8,041,049
15 Travelling & Transportation Cost	7,950,072	8,939,986
Transportation Cost	7,950,072	8,939,986
Travelling expenses	-	-
BSCIC Contribution to CPF	38,040,975	40,334,414
P.O.L	7,052,017	5,959,234
Gas & Fuel	827,209	903,733
Petrol & Lubricant	6,224,808	5,055,501
Miscellaneous Expenses	28,041,399	62,499,987
Jatio Dibosh	1,421,617	261,955
Miscellaneous Expenses	25,015,180	60,684,239
Imam & Muazzin	300,000	-
Newspapers & Magazines	508,493	696,518
Postage & Telegrams	700,889	624,646
CNG Conversion	-	-
Tiffin Expenses	95,220	19,980
Washing Expenses	-	212,649
Depreciation (Schedule A-1)	414,680,304	485,101,056

Bangladesh Small And Cottage Industries Corporation (BSCIC)
Statement of Income Accounts (Consolidated)
For the Year of 2021-2022

Annexure-A

Sl.No.	Head of Accounts	Head office	Regional office	District Office (ISC Office)	Design Centre	CIDP	SALT	20 I/E Old	BTI (SCITT)	Nine I/E	Zilla 24 I/E	20 I/E (ADP)	DRI	Development	Build Rin	Bee Keeping	Completed Projects	Total
1	Auditorium Rent								116,500									116,500
2	Bus / Transportation Charge collection from employees	274,538		18,681														293,219
3	Contractor enlistment/ renewal fees	2,302,525		(132,735)														2,169,790
	Collection of Loan Interest														17,758,109			17,758,109
	Collection from Legal Exp														2,475,084			2,475,084
4	EB Fund Interest Collection	189,138																189,138
5	Electric Bill Collection								1,500									1,500
6	GAS Bill Collection							30,086	99,449									129,535
7	Government Grant	1,940,611,260																1,940,611,260
8	House building loan interest collection	11,445,185																11,445,185
9	House building loan premium collection																	-
10	House Rent Collection	177,005	73,280	11,000		53,800	175,584	2,579,636	1,563,902	64,940	90,000	410,384						5,199,531
11	House Rent Deduction			1,489														1,489
12	Income From Fair (Design Center)			10,000					73,400									83,400
13	Income From Fair (Marketing)	713,200		1,053,325														1,766,525
14	Income from Sales Center (Salt and Socio Economic)																	-
15	Income from Tangi Sales Center																	-
16	Income From Training/ Training Fees	11,256,140		1,543,950	721,200	278,000			1,029,700							157,080		4,986,070
17	Industrial Unit Rent										203,285	57,000						260,285
18	Interest from Bank (FDR and Others)	8,898,703	1,591,399	2,567,411	381,985	17,891,765	1,926,202	1,405,362	1,672,599	522,608	1,854,126	673,615		14,452,192	1,277,419	141,049		55,256,434
19	Interest From Sini Loan	3,058,502																3,058,502
20	Interest from Motorbike loan	960,819																960,819
21	Interest From Self Employment Loan	33,000																33,000
22	Interest of Land Development Tax							1,829,726	356,931	957,612	146,215							3,290,484
23	Interest of Service Charge							10,759,299	2,578,113	6,729,753	3,961,068							24,028,233
24	Interest of Water Charge							486,604	382,915	2,576,296	187,282							3,633,097
25	IRC Processing Fees and others	57,150		(139,850)														17,300
26	Land Development Tax Collection							9,692,359	2,299,729	2,728,781	1,088,594							15,809,463
27	Land Premium Collection						135,891	20,725,718	4,074,173									24,935,783
28	Land Premium Interest							1,084,843	2,802,361	11,456,939	3,683,662							19,027,605
29	Lay out charge Fee																	-
30	Lay out plan fee							1,065,283	146,960	219,620	41,265							1,473,128
31	Lease of Land																	-
32	Lease of Pond										3,662,836							3,662,836
33	Market, warehouse rent							641,009	900,835	1,139,793	63,828							2,745,465
34	Miscellaneous Income	11,065,450	35,860	719,300		566,826	8,100	2,270,691	43,546	166,425	407,159	309,092				240		5,592,688
35	Notice Pay	11,105,350		338,850				67,200			27,720							1,539,120
36	Other Fees			(5,700)		480												(5,214)
37	Phot Transfer Fee			53,000				27,798,838		11,098,403	13,386,853	6,827,290				6		39,164,384
38	Registration Fee	11,549,595		222,370				3,000	28,400	2,000		1,500						1,809,442
39	Rent House Rent	21,230		21,230				23,525	150,250	3,250		5,995				2,577		204,250
40	Road cutting fee							163,724	45,654	2,575,454	29,968							2,814,800
41	Sale of Form	2,489,500	500	(43,391)				93,800	9,450	(300)	9,850	67,700			155,000			2,782,109
42	Sale of Honey			8,000												608,950		616,950
43	Sale of Honey Colony															37,900		37,900
44	Service Charge							91,857,497	8,400	20,027,416	29,208,886	26,309,652						167,411,851
45	Skilled Development Center							24,700										24,700
46	Sub- Contracting Renewals	14,900																14,900
47	Water Charge Income							1,829,208	568,555	5,299,798	1,173,989							8,871,550
48	Water line connection Fee							5,800	29,400	13,900	7,500							56,600
	Total Income	1,966,201,960	1,701,039	6,346,930	1,127,885	16,790,871	2,245,777	174,413,008	4,797,096	46,070,368	82,548,661	45,045,599	-	14,452,192	21,665,612	947,802	-	2,386,354,797

Bangladesh Small And Cottage Industries Corporation (BSCIC)
Statement of Expenditure Accounts (Consolidated)
For the Year of 2021-2022

Annexure-B

SLN e.	Head of Accounts	Head office	Regional office	District Office (ISC Office)	Design Centre	CIDP	SALT	20 I/E Old	BTI (SCITT)	Nine I/E	Zilla 24 I/E	20 I/E (ADP)	DRI	Developme nt	Binil Rin	Bee Keeping	Completed Projects	Total
1	Advertisement	979,879	14,187	107,500	10,350		50,000	81,268	42,951	28,900	3,800	12,900				75,042		1,406,777
2	Audit fees						199,594											199,594
3	Bangle New Year Allowances	2,392,920	483,496		190,852	418,284	132,434		343,242								25,475	3,986,703
4	Bank Charge	974,637	55,517	550,104	67,878	3,504,453		244,328	1,170,734	131,063	367,352	195,153		1,365,347	407,592			9,034,160
5	Books & Periodical	885	20,969			9,399	2,520		37,124						57,893	4,230		133,020
6	Charge Allowances	13,260		82,945														96,205
7	Cleaning		4,910				5,770		18,300									28,980
8	CNG Conversion																	-
9	Conveyance Allowances	920,963	185,824	2,642,697	143,375	9,000	8,903		128,100	54,210	102,930	72,491				24,087		4,292,580
10	CPF/ BSCIC Contribution to PF	11,659,020	2,269,354	12,975,239	1,046,358	2,275,289	675,955	1,905,284	1,729,809	489,417	1,121,201	1,631,126				262,923		38,040,975
	DD on Distributed Loan Interest														520,283			520,283
11	Drama/ Play	75,000																75,000
12	Education Allowances	1,859,989	474,000	2,503,336	145,649	438,300	286,000	456,629	285,217	160,403	458,000	493,546				124,745		7,685,814
13	Electricity Expenses	3,529,105	504,653	2,464,578		354,065	140,000	1,267,622	852,919	676,308	1,726,535	1,599,514				54,521		13,170,020
14	Entertainment Allowances	69,763	100,606	947,355	815	27,394	114,605	182,243	19,999	57,890	158,621	205,047				5,840		1,890,178
15	Fair and Exhibition (Foreign)	1,139,264			173,100													1,312,364
16	Fair and Exhibition (local)	1,504,650		2,044,776				360,572		156,244	235,070	316,496				39,985		4,657,793
17	Festival Allowances	23,686,290	7,131,420	40,590,739	2,074,330	4,968,953	1,915,450	5,392,880	4,986,330	1,336,560	3,180,880	4,455,110				966,000		100,684,942
18	Foreign Researcher Expenses																	-
19	Gas & Fuel		18,836	39,994	328,607		25,000	45,234	268,125	11,700	22,550	67,163						827,209
20	Gratuity	245,682,000																245,682,000
21	Group Insurance			26,554														26,554
22	Hill Allowances			657,623		4,328,616	91,018				169,704							5,246,961
23	Honorarium	2,537,504		4,528,300			39,000											7,104,804
24	House Rent Allowances	78,402,371	13,997,883	67,739,226	7,138,372	10,343,023	3,358,668	10,173,378	11,102,384	2,603,954	5,445,350	7,959,408				2,009,935		220,273,951
25	ICT/e-governance (Revenue Expenditure)	1,301,595	183,394	1,246,625	19,062	49,886	19,858	370,808	108,327	122,401	176,133	208,521				34,950		3,841,560
26	Imam/ Muajjin (SCITL, Regional Office)	180,000	120,000															300,000
27	Insurance of Vehicles	1,090,617	195,460	628,747												769,500		1,914,824
28	Labor & Wages	3,868,000	697,360		124,000	394,350	1,738,650		1,220,950							2,640		8,812,810
29	Land Development Tax		165,600	91,920		1,860	20,475	11,679,540	26,700	2,812,467	3,536,400	1,501,070						19,838,672
30	Leave Encashment	58,137,575																58,137,575
31	Legal Expenses	921,385	51,700	112,458			17,400	135,614		53,226	20,000	41,500						1,353,283
32	Liveries Expenses	600,000	85,880	366,019		143,740	56,750	153,584	74,408	45,300	86,732	112,108				23,600		1,748,121
33	Lease Of Pond									30,000								30,000
34	Mobile Allowances	109,000																109,000
35	Medical Allowances	7,880,206	1,643,865	10,118,422	898,609	2,002,372	671,750	1,988,398	1,089,187	575,903	1,275,925	1,642,499				436,935		30,224,071
36	Medical Expenses	869,975	67,500	300,490														1,237,965
37	Milad	50,000																50,000
38	Municipality Tax	1,493,273	1,733,886	498,544		782,403	126,911	849,059	66,187	118,960	195,043	155,141		46,500		500		6,066,407
39	National Days	1,421,617																1,421,617
40	Office Entertainment/ Entertainment Expenditure	1,192,243																1,192,243
SLN e.	Head of Accounts	Head office	Regional office	District Office (ISC Office)	Design Centre	CIDP	SALT	20 I/E Old	BTI (SCITT)	Nine I/E	Zilla 24 I/E	20 I/E (ADP)	DRI	Developme nt	Binil Rin	Bee Keeping	Completed Projects	Total



SLN	Head of Accounts	Head office	Regional office	District Office (ISC Office)	Design Centre	CIDP	SALT	20 I/E Old	BTI (SCITD)	Nine I/E	Zila 24 I/E	20 I/E (ADP)	DRI	Development	Unit Rin	Bee Keeping	Completed Projects	Total
41	Office Rent	1,59,064	511,454	3480,493			55,930									389,400		6,036,341
42	Office Transfer	1,89,303		178,465												-55,000		1,622,770
43	Officers Basic Salary	96,301,388	20,173,594	105,996,321	6,436,145	1,401,510	2,121,377	6,772,417	11,905,182	762,360	1,777,140	2,414,470				893,760		256,555,663
44	Other Exp	21,115		27,510	4,720		39,911	2,821,760			4,800	167,305						3,817,121
45	Other Stationary and other expenses	4,65,405	248,245	449,412		26,145	6,220	465,094	458,672	232,729	360,372	376,162				18,203		6,806,659
46	Overtime Allowances	1,74,913	127,019	557,887		40,143	49,302											2,549,264
47	Petrol, Oil & Lubricant	4,06,083	697,670	1,223,190			169,970		84,972							12,923		6,224,808
48	Picnic	260,000																230,000
49	Postage & Courier	83,119	54,461	272,885		15,131	15,694	49,546	3,175	20,905	30,615	39,761				5,597		700,889
50	Privileged employee Vehicles Maintenance		600,000															600,000
51	Publication	80,167	20,000															840,167
52	Publications, News Paper & Magazine			188,094				56,231		20,660	45,702	63,160						508,493
53	Registration & Renewal Fees	134,646		135,064						12,000								722,413
54	Repair and Maintenance of Computer	553,788	21,563															1,244,753
55	Repair and Maintenance of Electric Installation	249,242	10,000	857,818		10,000				10,990	6,313	390						1,63,273
56	Repair and Maintenance of Equipment	163,273																953,250
57	Repair and Maintenance of Lift, Air cooler Machine		69,902					225,824		30,940	424,980	201,604						927,816
58	Repair and Maintenance of Non Residential Building	83,187	36,533	764,240		15,650			19,706	8,500								4,837,036
59	Repair and Maintenance of Pillars	240,000	27,247	2,842,055		54,032	35,000	125,730		56,800	144,181	1,211,991						-
60	Repair and Maintenance of rural Road							366,940		136,536	435,220	529,959						1,468,655
61	Repair and Maintenance of Vehicles	400,454	294,122	731,587		29,950	71,334		67,775							13,188		1,608,410
62	Repair and Maintenance of Others	408,112	82,204	335,828	7,000	331,727		62,445	20,976	45,950	87,333	82,530				10,000		1,474,105
63	Research Expenses	1,696,319																1,636,319
64	Residential Telephone encashment																	-
65	Rest & Recreation Allowances	3,545,730	45,580	677,647		64,720		60,340		68,960	38,460	27,160						4,528,597
66	Rest House Expenses		84,598	70,582		25,479		15,080	54,085	10,000	5,000	10,000						274,824
67	Rewards Expenses/ Rewards for Integrity	156,490																156,490
68	Scholarship	502,000	18,500															520,500
69	Seminar & Conference Expenses	833,514	140,406	553,225					91,903									1,619,048
70	Special Grants for Sports/																	-
71	Sports	333,000																333,000
72	Sports Club and Entertainment/ Special allowance	1,875,000																1,875,000
73	Staff Basic Salary	50,614,624	10,567,943	69,590,735	6,469,858	24,065,451	5,887,843	16,350,211	8,966,567	5,148,208	12,086,442	16,855,941				3,612,390		220,216,213
74	Stamps & Seal		250,246	2,086,078	23,079	68,991	97,860		291,688									2,850,556
75	T.A.DA	1,924,104	561,646	2,155,523	18,285	246,754	215,969	547,840	184,844	120,419	180,942	206,746						6,461,064
76	Telecommunication Equipment			3,330														3,330
77	Telephone Allowances	240,580					14,736	60,785		28,357	33,234	38,016						415,708
78	Telephone Bill/ Expenses	332,102	111,451	322,294		18,313			166,959							5,341		956,460
79	Tiffin Allowances	616,708	124,329	797,787	95,584	261,523	82,400	200,619	85,400	71,987	159,997	196,513						2,750,105
80	Tiffin Expenses	75,340							19,880									95,220
81	Training Expenses	1,152,136		83,295,445	692,400	2,230,527	1,533,820		4,068,878	39,971						894,080		43,907,257
82	Training Expenses for Bee Feeding /Food and Medicine for Bees															254,306		254,306
83	Training Expenses for Production			5,811,948		292,705										108,876		6,213,529
84	Transportation Cost	7,929,084		20,988														7,950,072
85	Wages			8,239,570				3,038,250		954,250	1,368,850	2,077,950						15,678,870
86	Washing Allowances	119,936	41,461	234,798	13,450		21,800	88,407	23,300	33,805	20,124	57,193				15,100		747,766
87	Water Bill	834,453	84,350	2,940,916			47,975	41,061	257,481									4,279,494
	Total	649,557,367	65,210,824	386,195,903	26,121,878	1,693,76,588	20,115,877	66,635,021	59,342,436	17,279,432	38,563,198	45,225,644	-	1,411,847	985,768	11,336,937	-	1,426,270,630
	Depreciation Expenses (Schedule A-1)	22,678,072	1,733,897	4,632,360	27,582	726,040	1,091,821	23,046,489	1,469,854	6,430,142	9,643,843	10,597,945	66,578			175,795	332,399,476	414,680,304
	Total Expenses Including Depreciation	668,235,439	66,944,721	390,738,264	26,149,460	60,192,848	21,207,698	89,681,511	51,812,290	23,709,574	45,209,032	55,823,589	66,578	1,411,847	985,768	11,512,732	332,399,476	1,846,950,934
	Total Income	1,966,201,960	1,791,039	16,346,930	1,127,885	18,799,871	3,245,777	174,413,008	4,797,096	46,070,368	82,548,661	45,045,599	-	14,452,192	21,645,613	947,802	-	3,286,354,797
	Expenditure over Income (Total Expenditure - Total Income)	(1,342,966,521)	65,243,682	384,391,334	25,021,585	41,311,674	18,961,921	(84,731,497)	47,015,194	(22,360,794)	(37,339,628)	10,777,990	66,578	(13,848,345)	(20,679,844)	10,564,930	332,399,476	(545,483,863)

Bangladesh Small & Cottage Industries Corporation (BSCIC)
Schedule of fixed Assets & Depreciation as on 30.06.22

(Sch-A1)

SL. No.	Name of the Offices	sub-schedule	Total Cost	Depreciation Charged During the year	Reserve for Depreciation
1	2		3	4	5
1	Head Office	A-1(i)	408,307,069	22,678,072	212,984,894
2	Regional Office: Dhaka, Chittagong, Rajshahi, Khulna	A-1(ii)	23,147,029	1,733,897	11,594,215
3	District Offices (All 64 ISCs)	A-1(iii)	57,619,398	4,632,360	24,633,734
4	9 Industrial Estate (old)	A-1(iv)	136,077,623	6,430,142	93,622,376
5	20 Industrial Estate (old)	A-1(v)	282,514,696	23,046,489	151,348,386
6	BTI (SCITI)	A-1(vi)	105,909,446	1,469,854	72,503,928
7	CIDP	A-1(vii)	29,154,137	726,040	16,899,243
8	DRI	A-1(viii)	11,034,541	66,578	9,958,613
9	20 Industrial Estate (New-ADP)	A-1(ix)	105,929,238	10,597,945	43,549,866
10	Development	A-1(x)	573,678,322	-	-
11	Design Center	A-1(xi)	7,580,101	27,992	6,984,709
12	Salt Development	A-1(xii)	71,762,176	1,091,821	49,549,783
13	24 Industrial Estate (District wise/Zilla)	A-1(xiii)	121,279,765	9,643,843	35,923,326
14	Bee-Keeping Project	A-1(xiv)	1,634,377	175,795	748,338
15	Completed Projects	A-1(xv)	6,526,423,230	332,359,476	738,014,463
	Total		8,462,051,148	414,680,304	1,468,315,874



Bangladesh Small & Cottage Industries Corporation (BSCIC)
Sub-Schedule of fixed Assets & Depreciation of Head Office as on 30.06.22

Sch-A1 (f)

Sl.no	Particulars	Original Cost			Rate of Dep.	Depreciation			Total Dep. 30.06.22	Written down value as on 30.06.2022
		Balance as on 01.07.21	Add. During the year	Adj. During the year		Total cost as on 30.06.22	Balance as on 01.07.21	Charged during the year		
1	Books & Publication	2,397,503			20%	2,361,071	7,286		2,368,358	29,145
2	Boundary Wall	45,215			3%	117,964	681		18,646	26,569
3	Building & Godown	118,902,340			5%	19,887,360	4,950,749		24,838,109	94,064,231
4	Computer & Parts	49,573,163	871,040		15%	50,444,203	4,483,333		25,038,652	25,405,551
5	Cycle & Motor Cycle	9,415			20%	9,401	3		9,404	11
6	Electric Components & Gas Installation	7,963,519			10%	3,102,807	486,071		3,588,878	4,374,641
7	Electric Fan	2,287,400			10%	617,813	166,959		784,772	1,502,628
8	Furniture & Fixture	14,989,053	363,250		6%	6,652,072	522,014		7,174,086	8,178,217
9	Installation of PARR	2,498,319			15%	2,489,789	1,279		2,491,069	7,250
10	Inter Com. Installation	582,000			15%	580,233	265		580,498	1,302
11	Lift	2,500,000			6%	2,029,682	28,219		2,057,901	442,099
12	Micro Phone	85,368			15%	85,079	43		85,122	246
13	Motor Car & Vehicles	149,120,726	3,691,250		20%	110,472,216	8,467,952		118,940,168	33,871,808
14	Office & Godown Equipment	15,345,604	728,927		20%	11,499,341	915,038		12,414,379	3,660,152
15	Plant & Machinery	33,488,409			10%	7,471,891	2,601,652		10,073,543	23,414,866
16	Road, Drain & Culvert	154,313			5%	34,909	5,970		40,879	113,434
17	Telephone line, equipment & installation	2,669,676			15%	2,399,433	40,536		2,439,969	229,706
18	Video	40,580			15%	40,443	21		40,463	117
	Total =	402,652,682	5,654,467	-		408,307,069	22,678,072	-	212,984,894	195,322,175



Bangladesh Small & Cottage Industries Corporation (BSCIC)
Sub-Schedule of fixed Assets & Dep.Regional Office (Dhaka) as on 30.06.22
Sch-A1(ii)

Sl.no	Name of RO	Sub Schedule	Fixed Asset at Cost	Depreciation Charged During the year	Reserve for Depreciation
1	Dhaka	Sch-A1(ii)-a	878,549	33,658	615,225
2	Chattogram	Sch-A1(ii)-b	(1,001,783)	145,355	871,250
3	Rajshahi	Sch-A1(ii)-c	4,053,968	154,326	1,954,864
4	Khulna	Sch-A1(ii)-d	19,216,295	1,400,559	8,152,877
	Total		23,147,029	1,733,897	11,594,215



Bangladesh Small & Cottage Industries Corporation (BSCIC)
Sub-Schedule of fixed Assets & Dep.Regional Office (Dhaka) as on 30.06.22

Sch-A1(ii)-a

Sl.no	Particulars	Original Cost				Depreciation					Written down value as on 30.06.2022	
		Balance as on 01.07.21	Add. the year	Adj. During the year	Prior Year adjustment	Total cost as on 30.06.22	Rate of Dep.	Balance as 01.07.21	Charged during the year	Adj. During the		Total Dep. 30.06.22
1	Furniture & Fixture	300,056				300,056	6%	168,030	7,922		175,952	124,104
2	Office & Godown Equipment	59,120				59,120	20%	59,068	10		59,078	42
3	Type Writer & Computer	218,689				218,689	15%	74,326	21,654		95,981	122,708
4	Cost of Partion	226,760				226,760	20%	226,644	23		226,668	92
5	Cycle & Motor Cycle	30,628				30,628	20%	11,026	3,920		14,946	15,682
6	Electric & Gas Installation	-				-	-	-	-		-	-
7	Telephone Installation	35,885				35,885	15%	35,145	111		35,256	629
8	Books & Publication	7,412				7,412	20%	7,327	17		7,344	67
9	Building & Godown	-				-	-	-	-		-	-
10	Land Dev. Account	-				-	-	-	-		-	-
11	Intercom. Installation	-				-	-	-	-		-	-
12	Electric Fan	-				-	-	-	-		-	-
13	Video	-				-	-	-	-		-	-
14	Lift	-				-	-	-	-		-	-
	Total =	878,549	-	-	-	878,549		581,568	33,658	-	615,225	263,324



Bangladesh Small & Cottage Industries Corporation (BSCIC)
Sub-Schedule of fixed Assets & Dep.Regional Office (Chattogram) there on 30.06.22

Sch-A1(ii)-b

Sl.no	Particulars	Original Cost				Depreciation					Written down value as on 30.06.2022	
		Balance as on 01.07.21	Add.Dur ing the year	Adj. During the year	Prior Year adjustment	Total cost as on 30.06.22	Rate of Dep.	Balance as on 01.07.21	Charged during the year	Adj. During the year		Total Dep. 30.06.22
1	Furniture & Fixture	423,679	120,000			543,679	15%	220,284	48,509	-	268,793	274,886
2	Office & Godown Equipment	222,189				222,189	20%	160,256	12,387	-	172,643	49,546
3	Type Writer & Computer	(1,128,021)			1,457,672	329,651	15%	134,013	29,346	-	163,359	166,293
4	Motor Car & Other vehicles	34,804				34,804	20%	34,804	-	-	34,804	-
5	Plant & Machinery	107,363				107,363	6%	18,189	5,350	-	23,539	83,823
6	Cycle & Motor Cycle	1,298				1,298	20%	1,298	-	-	1,298	-
7	Electric & Gas Installation	39,000				39,000	10%	32,496	650	-	33,146	5,854
8	Telephone Installation	5,562				5,562	20%	5,551	2	-	5,553	9
9	Books & Publication	144				144	20%	144	-	-	144	-
10	Building & Godown	930,721				930,721	5%	57,846	43,644	-	101,490	829,231
11	Rest House	16,079				16,079	5%	13,120	148	-	13,268	2,811
12	Land/Dev. Account	-				-	-	-	-	-	-	-
13	Intercom. Installation	-				-	-	-	-	-	-	-
14	Electric Fan	4,680				4,680	10%	3,211	147	-	3,358	1,322
15	Road drain and culvert	(3,385,074)				(3,385,074)	-	-	-	-	-	(3,385,074)
16	Lift	-				-	-	-	-	-	-	-
17	Gurage	148,120				148,120	5%	44,682	5,172	-	49,854	98,266
	Total =	(2,579,455)	120,000	-		(1,001,783)		725,894	145,355	-	871,250	(1,873,033)



Bangladesh Small & Cottage Industries Corporation (BSCIC)
sub-Schedule of fixed Assets & Dep. Regional Office (Rajshahi) there on 30.06.22

Sl.no	Particulars	Original Cost					Depreciation					Sch-A1(ii)-c Written down
		Balance as on 01.07.21	Add. During the year	Adj. During the year	Prior Year adjustment	Total cost as on 30.06.22	Rate of Dep.	Balance as on 01.07.21	Charged during the year	Adj. During the year	Total Dep. 30.06.22	value as on 30.06.2022
1	Furniture & Fixture Office & Godown	1,042,875				1,042,875	6%	425,969	37,014	-	462,984	579,892
2	Equipment	204,714				204,714	20%	97,877	21,367	-	119,244	85,470
3	Type Writer & Computer	256,777				256,777	15%	65,485	28,694	-	94,179	162,598
4	Motor Car & Other vehicles	14,689				14,689	20%	14,681	2	-	14,682	7
5	Plant & Machinery	14,950				14,950	6%	7,131	469	-	7,601	7,349
6	Cycle & Motor Cycle	8,990				8,990	20%	8,671	64	-	8,735	255
7	Construction of Garage	248				248	5%	223	1	-	224	23
8	Telephone Installation					-	-	-	-	-	-	-
9	Books & Publication	3,924				3,924	10%	3,922	0	-	3,922	2
10	Building Godown	2,397,274				2,397,274	5%	1,089,492	65,389	-	1,154,881	1,242,393
11	Construction of Gate	578				578	5%	521	3	-	523	55
12	Rest House	81,911				81,911	5%	63,586	916	-	64,502	17,409
13	Electric & Gas Installation	27,039				27,039	10%	22,981	406	-	23,387	3,653
	Total =	4,053,968	-	-		4,053,968		1,800,538	154,326	-	1,954,864	2,099,105



Bangladesh Small & Cottage Industries Corporation (BSCIC)
Sub-Schedule of fixed Assets & Dep. Regional Office (Khulna) there on 30.06.22

Sch-A1(ii)-d

Sl.no	Particulars	Original Cost				Depreciation					Written down value as on 30.06.22	
		Balance as on 01.07.21	Addition during the year	Adjustment during the year	Prior Year adjustment	Total cost as on 30.06.22	Rate of Dep.	Balance as on 01.07.21	Charged during the year	Adjustment during the year		Total Dep. As on 30.06.22
1	Furniture & Fixture	585,293	199,992			785,285	6%	261,170	31,447	-	292,617	492,668
2	Office & Godown Equipment	36,192				36,192	20%	28,187	1,601	-	29,788	6,404
3	Type Writer & Computer	314,448				314,448	15%	72,134	36,347	-	108,481	205,967
4	Motor Car & Other Vehicles	22,256				22,256	20%	22,256	0	-	22,256	0
5	Plant & Machinery	-				-	-	-	-	-	-	-
6	Cycle & Motor Cycle	17,925				17,925	20%	12,748	1,035	-	13,783	4,142
7	Electric & Gas Installation	105,788				105,788	10%	43,321	6,247	-	49,568	56,220
	Equipment of tele communication	15,000				15,000	10%	7,826	717	-	8,543	6,457
8	Telephone Installation	40,946				40,946	15%	36,340	691	-	37,031	3,915
9	Books & Publication	84				84	10%	84	-	-	84	-
10	Building & Godown	3,988,266				3,988,266	5%	931,450	152,841	-	1,084,290	2,903,975
11	Land Account	675,582				675,582	-	-	-	-	-	675,582
12	Construction of wall	724,047				724,047	3%	210,261	12,845	-	223,106	500,941
13	Rest House	930				930	5%	784	7	-	791	139
14	Electric Fan	-				-	-	-	-	-	-	-
15	Video	-				-	-	-	-	-	-	-
16	Lift	-				-	-	-	-	-	-	-
17	Deep Tube Well	2,220,963				2,220,963	5%	167,227	102,687	-	269,914	1,951,049
18	Garage	79,551				79,551	5%	26,775	2,639	-	29,414	50,137
19	Road drain and culvert	10,189,032				10,189,032	20%	4,931,757	1,051,455	-	5,983,212	4,205,821
	Total =	19,016,303	199,992	-	-	19,216,295		6,752,318	1,400,559	-	8,152,877	11,063,418



Bangladesh Small & Cottage Industries Corporation (BSCIC)
Sub-Schedule of fixed Assets & Depreciation of District Office(ISC) as on 30.06.22

Sch-A1 (iii)

Sl.no	Particulars	Original Cost				Depreciation					Written down value as on 30.06.2022
		Balance as on 01.07.21	Add. During the year	Adj. During the year	Total cost as on 30.06.22	Rate of Dep.	Balance as on 01.07.21	Charged during the year	Adj. During the year	Total Dep. 30.06.22	
1	Books & Publication	33,795	-	-	33,795	20%	33,748	9	-	33,758	37
2	Building & Godown	379,384	-	-	379,384	5%	321,989	2,870	-	324,859	54,525
3	Construction of gurrage	16,944	-	-	16,944	5%	13,661	164	-	13,825	3,118
4	Cycle /Motor Cycle	340,260	-	-	340,260	20%	336,441	764	-	337,205	3,056
5	Electric & Gas Installation	136,790	-	-	136,790	10%	97,224	3,957	-	101,180	35,609
6	Electric Fan	434,882	9,000	-	443,882	10%	339,170	10,471	-	349,641	94,241
7	Furniture & Fixture	13,407,592	4,279,135	-	17,686,727	6%	4,653,289	782,006	-	5,435,296	12,251,432
8	Motor Car and other vehicles	402,885	-	-	402,885	20%	380,143	4,548	-	384,691	18,194
9	Office & Godown Equipment	2,011,042	-	-	2,011,042	20%	1,364,144	129,380	-	1,493,523	517,518
10	Purchase of Land	120,000	-	-	120,000	0%	-	-	-	-	120,000
11	Pump Machine & Generator	1,511,700	-	-	1,511,700	6%	255,486	75,373	-	330,859	1,180,841
12	Road Drain and Culvert	18,600,396	-	-	18,600,396	20%	9,186,511	1,882,777	-	11,069,288	7,531,108
13	Rest House	111,480	-	-	111,480	5%	80,750	1,536	-	82,287	29,193
14	Telephone Installation	529,778	-	-	529,778	15%	500,952	4,324	-	505,276	24,501
15	Type Writer & Computer	10,584,792	3,001,465	-	13,586,257	15%	2,410,427	1,676,374	-	4,086,802	9,499,455
16	Water Tank/ DeepTubewell	34,000	-	-	34,000	15%	27,439	984	-	28,423	5,577
17	Boundery Pillar/ Wall	-	1,619,078	-	1,619,078	3%	-	48,572	-	48,572	1,570,505
18	Projector	-	55,000	-	55,000	15%	-	8,250	-	8,250	46,750
		48,655,717	8,963,678		57,619,398		20,001,374	4,632,360	-	24,633,734	32,985,661



Bangladesh Small & Cottage Industries Corporation (BSCIC)
Sub-Schedule of fixed Assets & Dep. Of 20 I/E (Old) as on 30.06.22

Sl.no	Particulars	Original Cost				Rate of Dep.	Depreciation				Sch-A1 (v)
		Balance as on 01.07.21	Add. During the year	Adj. During the year	Total cost as on 30.06.22		Balance as on 01.07.21	Charged during the year	Adj. During the year	Total Dep. 30.06.22	Written down value as on 30.06.2022
1	Books & Publication	7,714	-	-	7,714	20%	7,682	7	-	7,688	26
2	Boundary Pillar	1,691,405	772,796	-	2,464,201	3%	811,292	53,823	-	365,114	2,099,087
3	Building & Godown	31,495,041	3,076,655	-	34,571,696	5%	9,168,947	1,270,137	-	10,439,084	24,132,612
4	Construction of Gurrage	49,498	-	-	49,498	5%	28,376	1,056	-	29,433	20,066
5	Construction of Mosque	120,000	-	-	120,000	5%	87,728	1,614	-	89,341	30,659
6	Construction of Wall	1,353,023	-	-	1,353,023	25%	1,028,391	81,158	-	1,109,549	243,474
7	Cycle & Motor Cycle	129,214	-	-	129,214	20%	101,936	5,456	-	107,391	21,823
8	Deep Tube Well	3,560,137	3,392,953	-	6,953,090	5%	2,675,860	213,861	-	2,889,722	4,063,368
9	Electric & Gas Installation	1,379,354	-	-	1,379,354	10%	1,341,045	3,831	-	1,344,875	34,479
10	Electric Fan	27,897	-	-	27,897	10%	25,605	229	-	25,834	2,062
11	Furniture & Fixture	3,126,738	1,168,904	-	4,295,642	6%	806,808	209,330	-	1,016,138	3,279,505
12	Land Account	5,657,888	-	-	5,657,888	0%	-	-	-	-	5,657,888
13	Land Dev. Account	3,645,934	-	-	3,645,934	0%	91,148	-	-	91,148	3,554,786
14	Office & Godown Equipment	638,422	-	-	638,422	20%	315,019	64,681	-	379,700	258,723
15	Overhead Tank	625,671	-	-	625,671	5%	525,320	5,018	-	530,337	95,334
16	Plant & Machinery	4,678,146	-	-	4,678,146	6%	981,350	221,808	-	1,203,158	3,474,988
17	Pump Machine	4,641,152	(7,000)	-	4,634,152	20%	2,213,154	484,200	-	2,697,353	1,936,799
18	Rest House	84,449	-	-	84,449	5%	66,876	879	-	67,755	16,694
19	Road, Drain & Culvert	178,281,326	30,011,295	-	208,292,621	20%	107,724,587	20,113,607	-	127,838,194	80,454,428
20	Telephone Installation	64,024	-	-	64,024	15%	63,326	105	-	63,431	593
21	Type Writer & Computer	1,397,224	(60,051)	-	1,337,173	15%	975,520	144,248	-	519,768	817,405
22	Water Distribution Pipe	364,495	1,140,393	-	1,504,887	15%	361,929	171,444	-	533,372	971,515
	Total =	243,018,751	39,495,945	-	282,514,696		128,501,896	23,046,489	-	151,348,386	131,166,310



Bangladesh Small & Cottage Industries Corporation (BSCIC)
Sub-Schedule of fixed Assets & Dep. Of BTI (SCITT) there on 30.06.22

Sch-A1 (vi)

Sl.no	Particulars	Original Cost				Rate of Dep.	Depreciation				Written down value as on 30.06.2022
		Balance as on 01.07.21	Add. During the year	Adj. During the year	Total cost as on 30.06.22		Balance as on 01.07.21	Charged during the year	Adj. During the year	Total Dep. 30.06.22	
1	Land	13,019,852	-	-	13,019,852	0%	-	-	-	-	13,019,852
2	Officers's Quarter	20,318,478	-	-	20,318,478	6%	13,067,982	435,030	-	13,503,011	6,815,467
3	Furniture & Fixture	8,866,944	197,215	-	9,064,159	6%	5,847,158	193,020	-	6,040,178	3,023,981
4	Office Equip.	13,107,502	-	-	13,107,502	20%	12,807,524	59,996	-	12,867,520	239,982
5	Croceries	236,663	-	-	236,663	25%	236,416	62	-	236,478	185
6	Books & Journal	1,812,403	-	-	1,812,403	20%	1,788,139	4,853	-	1,792,992	19,411
7	Motor Vehicle	6,789,190	-	-	6,789,190	20%	6,732,246	11,389	-	6,743,635	45,555
8	Building	38,637,430	-	-	38,637,430	6%	29,128,058	570,562	-	29,698,621	8,938,809
9	Garage	19,421	-	-	19,421	5%	18,594	41	-	18,635	786
10	Telephone Line installat	221,205	-	-	221,205	15%	213,821	1,108	-	214,929	6,276
11	Electric Installation	1,117,622	23,963	-	1,141,585	10%	667,844	47,374	-	715,218	426,367
12	Pump Machine	41,505	-	-	41,505	20%	38,563	588	-	39,152	2,353
13	Road, Drain & Culvert	-	9,991	-	9,991	5%	-	500	-	500	9,491
14	Computer	1,134,012	207,851	-	1,341,863	15%	439,891	135,296	-	575,187	766,676
15	Air Cooler	111,257	36,942	-	148,199	10%	47,838	10,036	-	57,874	90,325
	Total	105,433,484	475,962	-	105,909,446		71,034,074	1,469,854	-	72,503,928	33,405,518



Bangladesh Small & Cottage Industries Corporation (BSCIC)
Sub-Schedule of fixed Assets & Dep. of CIDP there on 30.06.22

Sch-A1 (vii)

Sl.no	Particulars	Original Cost				Rate of Dep.	Depreciation				Written down value as on 30.06.2022
		Balance as on 01.07.21	Add. During the year	Adj. During the year	Total cost as on 30.06.22		Balance as on 01.07.21	Charged during the year	Adj. During the year	Total Dep. 30.06.22	
1	Furniture & Fixture	1,806,298	210,000		2,016,298	6%	792,986	73,399	-	866,385	1,149,913
2	Office & Godown Equip.	691,432			691,432	20%	469,640	44,358	-	513,999	177,433
3	Motor Car and other vehicles	1,237,700			1,237,700	20%	1,198,058	7,928	-	1,205,986	31,714
4	Land	238,760			238,760		-	-	-	-	238,760
5	Land Development	153,723			153,723		-	-	-	-	153,723
6	Construction of Factory shed	6,612,927			6,612,927	5%	5,371,812	62,056	-	5,433,868	1,179,060
7	Construction of service Delivery	1,386,341			1,386,341	5%	1,167,605	10,937	-	1,178,542	207,799
8	Machinery & Equipment	2,891,800	52,411		2,944,211	6%	1,466,733	88,649	-	1,555,382	1,388,829
9	Boudary Wall	666,808			666,808	2.50%	162,087	12,618	-	174,705	492,103
10	Building	12,695,038			12,695,038	5%	5,467,350	361,384	-	5,828,735	6,866,304
11	Telephone Installation	20,400			20,400	15%	16,986	512	-	17,498	2,902
12	Computer	70,000	415,000		485,000	15%	58,286	64,007	-	122,293	362,707
13	Electric instalation	5,500			5,500	5%	1,659	192	-	1,851	3,649
14	Total	28,476,726	677,411	-	29,154,137		16,173,203	726,040	-	16,899,243	12,254,894



Bangladesh Small & Cottage Industries Corporation (BSCIC)
Sub-Schedule of fixed Assets & Dep.Of DRI as on 30.06.2022

Sch-A1 (viii)

Sl.no	Particulars	Original Cost				Depreciation					Written down value as on 30.06.2022
		Balance as on 01.07.21	Add. During the year	Adj. During the year	Total cost as on 30.06.22	Rate of Dep.	Balance as on 01.07.21	during the year	Adj. During the year	Total Dep. 30.06.22	
1	Furniture	1,157,904			1,157,904	6%	1,028,176	8,280		1,036,456	121,448
2	Office & Godown Equip.	734,329			734,329	20%	73,872	114		733,986	343
3	Motor Car and other vehicles	2,041,271			2,041,271	20%	2,040,430	210		2,040,640	631
4	Plant & Machinery	2,194,859			2,194,859	6%	2,082,198	10,383		2,042,581	152,278
5	Electric & Gas Installation	450,000			450,000	10%	405,685	4,924		410,609	39,391
6	Telephone Installation	20,300			20,300	15%	19,732	100		19,832	468
7	Books & Publication	10,455			10,455	20%	10,454	-		10,454	1
8	Building & Godown	4,250,423			4,250,423	5%	3,447,779	42,244		3,490,023	760,400
9	Road, Drain & Culvert	175,000			175,000	20%	173,709	323		174,032	968
	Total	11,034,541	0.00	0.00	11,034,541		9,892,035	66,578.00	0.00	9,958,613	1,075,928



Bangladesh Small & Cottage Industries Corporation (BSCIC)
Sub-Schedule of fixed Assets & Dep. of 20 IE (New) Infrastruture (ADP Abokhathamo) there on 30.06.22

Sl.no	Particulars	Original Cost				Rate of Dep.	Depreciation				Sch-A1 (ix) Written down value as on 30.06.2022
		Balance as on 01.07.21	Add. During the year	Adj. During the year	Total cost as on 30.06.22		Balance as on 01.07.21	Charged during the year	Adj. During the year	Total Dep. 30.06.22	
1	Furniture & Fixture	2,090,219	989,760	-	3,079,979	6%	253,676	169,578	-	423,254	2,656,725
2	Books & publications	18,600	-	-	18,600	20%	17,322	256	-	17,577	1,023
3	Admst. Building	10,108,778	-	-	10,108,778	3%	869,352	230,986	-	1,100,337	9,008,440
4	Computer	1,081,194	173,700	-	1,254,894	15%	162,179	163,907	-	326,086	928,808
5	ROAD, drain & culvert	59,922,495	13,126,586	-	73,049,081	20%	28,392,434	8,931,329	-	37,323,764	35,725,318
6	Plant & machinery	2,730,000	-	-	2,730,000	20%	1,221,323	301,735	-	1,523,058	1,206,942
7	Drivers Quarter	-	4,359,179	-	4,359,179	5%	-	217,959	-	217,959	4,141,220
8	Deep Tubewell	921,582	-	-	921,582	15%	624,073	44,626	-	668,699	252,883
9	Bi-Cycle	27,000	-	-	27,000	20%	21,107	1,179	-	22,286	4,714
10	Ceilling/Fan	-	-	-	-	10%	-	-	-	-	-
11	Pump machinery & generator	3,932,711	2,157,000	-	6,089,711	6%	868,960	313,245	-	1,182,205	4,907,506
12	Office Building	406,000	597,000	-	1,003,000	20%	351,508	130,298	-	481,806	521,194
13	Boundary Pillar	1,698,513	1,552,581	-	3,251,094	3%	167,545	92,506	-	260,052	2,991,042
14	Electric Gas Line Install	36,340	-	-	36,340	1%	2,444	339	-	2,783	33,557
	Total	82,973,432	22,955,806	-	105,929,238		32,951,921	10,597,945	-	43,549,866	62,379,372



Bangladesh Small & Cottage Industries Corporation (BSCIC)
Sub-Schedule of fixed Assets (Development) as on 30.06.22

Sl.no	Particulars	Original Cost				Rate of Dep.	Depreciation				Sch-A1 (s) Written down value as on 30.06.2022
		Balance as on 01.07.21	Add. During the year	Adj. During the year	Total cost as on 30.06.22		Balance as on 01.07.21	Charged during the year	Adj. During the year	Total Dep. 30.06.22	
1	Land	38,738,898	-	-	38,738,898		-	-	-	-	38,738,898
2	Land Dev. Account	212,975,120	-	-	212,975,120		-	-	-	-	212,975,120
3	Administration Building	32,100,423	-	-	32,100,423		-	-	-	-	32,100,423
4	Managers' Quarter	214,152	-	-	214,152		-	-	-	-	214,152
5	Driver's Quarter	8,340,520	-	-	8,340,520		-	-	-	-	8,340,520
6	Road, Drain & Culvert	146,703,148	-	-	146,703,148		-	-	-	-	146,703,148
7	Boundary Wall	4,646,327	-	-	4,646,327		-	-	-	-	4,646,327
8	Boundary Pillar	2,651,680	-	-	2,651,680		-	-	-	-	2,651,680
9	Pipe Line	11,876,848	-	-	11,876,848		-	-	-	-	11,876,848
10	Rest House	135,466	-	-	135,466		-	-	-	-	135,466
11	Overhead Tank	30,186,819	-	-	30,186,819		-	-	-	-	30,186,819
12	Deep Tubewell	21,687,012	-	-	21,687,012		-	-	-	-	21,687,012
13	Tubewell	30,736	-	-	30,736		-	-	-	-	30,736
14	Furniture & Fixture	2,725,029	-	-	2,725,029		-	-	-	-	2,725,029
15	Computer	485,805	-	-	485,805		-	-	-	-	485,805
16	Typewriter Compometer	610,421	-	-	610,421		-	-	-	-	610,421
17	Office Equipment	775,599	-	-	775,599		-	-	-	-	775,599
18	Ceiling fan	14,595	-	-	14,595		-	-	-	-	14,595
19	Cycle / Motor cycle	150,983	-	-	150,983		-	-	-	-	150,983
20	Motor car & Vehicle	1,019,804	-	-	1,019,804		-	-	-	-	1,019,804
21	Power Transformer	722,332	-	-	722,332		-	-	-	-	722,332
22	Electric/Gas line Installation.	54,716,684	-	-	54,716,684		-	-	-	-	54,716,684
23	Telephone line Installation.	366,205	-	-	366,205		-	-	-	-	366,205
24	Water line Installation.	7,200	-	-	7,200		-	-	-	-	7,200
25	Plant & Machinery	6,473	-	-	6,473		-	-	-	-	6,473
26	Books & Publication	97,671	-	-	97,671		-	-	-	-	97,671
27	Construction of out fall	284,999	-	-	284,999		-	-	-	-	284,999
28	Temporary office shed	58,371	-	-	58,371		-	-	-	-	58,371
29	Baily Bridge	150,339	-	-	150,339		-	-	-	-	150,339
30	Plasiding	37,843	-	-	37,843		-	-	-	-	37,843
31	Retaining Wall	77,800	-	-	77,800		-	-	-	-	77,800
32	Ponds	1,074,821	-	-	1,074,821		-	-	-	-	1,074,821
33	Pump machine generator	8,200	-	-	8,200		-	-	-	-	8,200
	Total	573,678,322			573,678,322						573,678,322



Bangladesh Small & Cottage Industries Corporation (BSCIC)
Sub-Schedule of fixed Assets & Dep. of Design Center as on 30.06.22

Sch-A1 (d)

Sl.No	Particulars	Original Cost				Rate of Dep.	Depreciation				Written down value as on 30.06.2022
		Balance as on 01.07.21	Add. During the year	Adj. During the year	Total cost as on 30.06.22		Balance as on 01.07.21	Charged during the year	Adj. During the year	Total Dep. 30.06.22	
1	Furniture & Fixture	1,271,030			1,271,030	6%	832,086	26,337		858,423	412,607
2	Plant & Machinery	3,150,272			3,150,272	6%	3,060,806	5,368		3,066,174	84,097
3	Office & Godown Equipment	46,280			46,280	20%	172,581	(25,260)		147,321	(101,041)
4	Construction of factory shed	675,559			675,559	10%	654,682	2,088		656,770	18,789
5	Motor Car & other vehicles	336,041			336,041	20%	336,007	7		336,014	27
6	Dies & Mold	1,000			1,000	20%	956	9		965	35
7	Land	74,792			74,792	0%	-	-		-	74,792
8	Block and Design	21,163			21,163	20%	21,156	1		21,157	6
9	Gas line	355,801			355,801	20%	352,645	631		353,276	2,525
10	Craft collection	607,652			607,652	25%	548,309	14,836		563,145	44,508
11	Library Equipment	114,716			114,716	20%	114,670	9		114,679	37
12	Electric & Gas Installation	153,656			153,656	10%	140,332	1,332		141,664	11,991
13	Telephone Installation	32,400			32,400	15%	31,405	149		31,555	845
14	Electric Instrument	-			-	20%	-	-		-	-
15	Construction Materials	-			-	10%	-	-		-	-
16	Electric Fan	3,681			3,681	10%	2,641	104		2,745	936
17	Building & Godown	736,058			736,058	5%	688,440	2,381		690,821	45,237
	Total =	7,580,101	-	-	7,580,101		6,956,717	27,992	-	6,984,709	595,392



Bangladesh Small & Cottage Industries Corporation (BSCIC)
Sub-Schedule of Fixed Assets of salt Development as on June 30.06.2022

Sl. no	Particulars	Original Cost				Rate of Dep.	Depreciation				Sch-A1 (xii) Written down value as on 30.06.2022
		Balance as on 01.07.21	Add. During the year	Adj. During the year	Total cost as on 30.06.22		Balance as on 01.07.21	Charged during the year	Adj. During the year	Total Dep. 30.06.22	
1	Boat	258,523	-	-	258,523	33%	258,453	23	-	258,476	47
2	Building & Construction	44,543,385	-	-	44,543,385	5%	26,520,233	901,158	-	27,421,390	17,121,994
3	Computer	262,672	2,858	-	265,530	15%	110,071	23,319	-	133,390	132,140
4	Embankment	12,559,360	-	-	12,559,360	25%	12,537,415	5,486	-	12,542,901	16,459
5	Fencing	7,514	-	-	7,514	20%	7,514	(0)	-	7,514	(0)
6	Furniture & fixture	1,839,579	250,000	-	2,089,579	6%	1,175,260	54,859	-	1,230,120	859,459
7	Irrigation/ Pump Machine	3,675,746	-	-	3,675,746	6%	2,728,499	56,835	-	2,785,334	890,412
8	Land & Land Development	2,574,325	-	-	2,574,325	0%	-	-	-	-	2,574,325
9	Research & Scientific Equipments	453,665	-	-	453,665	20%	451,258	482	-	451,739	1,926
10	Road & Culvert	500,000	-	-	500,000	5%	92,747	20,363	-	113,110	386,890
11	Speed Boat	1,707,558	-	-	1,707,558	20%	1,684,316	4,648	-	1,688,965	18,593
12	Store Equipments	77,505	-	-	77,505	20%	66,909	2,119	-	69,028	8,477
13	Tubewell & Deep Tubewell	296,451	-	-	296,451	20%	246,610	9,968	-	256,579	39,873
14	Typewriter & Other Equipments	229,332	-	-	229,332	10%	209,231	2,010	-	211,241	18,091
15	plant & machinery	-	145,000	-	145,000	6%	-	8,700	-	8,700	136,300
16	Vehicle	2,378,704	-	-	2,378,704	20%	2,369,445	1,852	-	2,371,296	7,408
Total =		71,364,318	397,858	-	71,762,176		48,457,961	1,091,821	-	49,549,783	22,212,394



Bangladesh Small & Cottage Industries Corporation (BSCIC)
Sub-Schedule of fixed Assets & Dep. of 24 Districtwise Industrial Estate as on 30.06.22

Sch-A1 (xiii)

SLNo	Particulars	Original Cost				Depreciation					Written down value as on 30.06.2022
		Balance as on 01.07.21	Add. During the year	Adj. During the year	Total cost as on 30.06.22	Rate of Dep.	Balance as on 01.07.21	Charged during the year	Adj. During the year	Total Dep. 30.06.22	
1	Office & Godown Equip.	6,799,973		-	6,799,973	20%	2,619,100	836,175	-	3,455,274	3,344,699
2	Overleased Tank	696,840		-	696,840	5%	300,477	19,818	-	320,295	376,544
3	Pump Machine&Generator	1,459,554		-	1,459,554	6%	277,817	70,904	-	348,721	1,110,833
4	Vehicle	8,000		-	8,000	20%	7,141	172	-	7,313	687
5	Cycle/Motor Cycle	59,850		-	59,850	20%	39,431	4,084	-	43,515	16,335
6	Electric & Gas Installation	2,579,457		-	2,579,457	10%	1,766,803	81,265	-	1,848,068	731,389
7	Road, Drain & Culvert	49,869,541	13,012,507	-	62,882,048	20%	20,912,814	8,393,847	-	29,306,661	33,575,387
8	Land Development	41,142,618		-	41,142,618	0%	-	-	-	-	41,142,618
9	Deep Tube well	151,704		-	151,704	5%	53,198	4,925	-	58,124	93,580
10	Furniture & Fixtute	1,699,444	1,020,000	-	2,719,444	6%	212,956	150,389	-	363,345	2,356,099
11	Boundery Pillar	866,443	1,793,834	-	2,660,277	3%	89,746	64,263	-	154,010	2,506,268
	Computer		120,000	-	120,000	15%		18,000	-	18,000	102,000
	Total =	105,333,424	15,946,341	-	121,279,765		26,279,483	9,643,843	-	35,923,326	85,356,440



Bangladesh Small & Cottage Industries Corporation (BSCIC)
Sub-Schedule of fixed Assets & Depreciation of Bee-Keeping as on 30.06.22

Sch-A1 (xiv)

Sl.no	Particulars	Original Cost				Rate of Dep.	Depreciation				Written down value as on 30.06.2022
		Balance as on 01.07.21	Add. During the year	Adj. During the year	Total cost as on 30.06.22		Balance as on 01.07.21	Charged during the year	Adj. During the year	Total Dep. 30.06.22	
1	Furniture & Fixture	124,950	50,000		174,950	6%	19,829	9,307	-	29,137	145,813
2	Computer & Parts	349,525			349,525	15%	52,429	44,564	-	96,993	252,532
3	Office & Godown Equipment		90,000		90,000	20%	-	18,000		18,000	72,000
4	Machine	1,019,902			1,019,902	20%	500,285	103,923	-	604,208	415,694
	Total =	1,494,377	140,000	-	1,634,377		572,543	175,795	-	748,338	886,039



Bangladesh Small & Cottage Industries Corporation (BSCIC)
Sub-Schedule of fixed Assets & Dep. Completed Projects as on 30.06.2022

Sch-A1 (xv)

Slno	Particulars	Original Cost			Rate of Dep.	Depreciation			Written down value as on 30.06.2022	
		Balance as on 01.07.21	Add. During the year	Adj. During the year		Total cost as on 30.06.22	Balance as on 01.07.21	Charged during the year		Adj. During the year
1	Office & Godown Equip.	936,504,056			20%	187,300,811	149,840,649	-	337,141,460	599,362,596
2	Buildings	641,001,610			5%					641,001,610
3	Overleased Tank	-			5%	-	-	-	-	-
4	Pump Machine&Generator	7,498,474			6%	449,908	422,914	-	872,822	6,625,652
5	Photocopy Machine	132,800			20%					132,800
6	Vehicles	27,023,470			20%	5,404,694	4,323,755	-	9,728,449	17,295,021
7	Computer & computer Accessories	5,281,919			20%					5,281,919
8	Electric & Gas Installation	-			10%	-	-	-	-	-
9	Road, Drain & Culvert	803,135,000			20%	160,627,000	128,501,600	-	289,128,600	514,006,400
10	Land development	3,071,190,328			0%	-	-	-	-	3,071,190,328
11	Deep Tube Well & Pipe Line	1,020,676,000			5%	51,033,800	48,482,110	-	99,515,910	921,160,090
12	Furniture & Fixtutre	13,979,573			6%	838,774	788,448	-	1,627,222	12,352,351
	Total =	6,526,423,230	-	-		405,654,987	332,359,476	-	738,014,463	5,788,408,767



Bangladesh Small & Cottage Industries Corporation (BSCIC)
Schedule of Investment as on 30-06-22

Sl. No	Particulars	Sub-So	Head Office	Regional Office	District Office (ISC Offices)	Design Centre	CIDP	SALT	20 I/E OLD	BTI (SCITI)	New I/E	ZBs 24 I/E	20 I/E (ADP)	DRI	Development	Bank Rtn	Bee-Keeping	Completed Project	Total	Invest Schedule No. A-02			
INVESTMENT in Fixed Deposit and Share																							
1	Investment in share with BHMC	A-2 (xvi)	8,192,000	-	-	15,000	-	-	-	-	-	-	-	-	75,000	-	-	-	-	8,267,000			
3	FDR with Bank (General & Deposited Pension Fund)	A-2 (xvii)	1,586,923,320	29,194,724	-	9,797,674	66,719,373	26,040,445	5,808,901	4,916,920	-	-	-	-	2,458,786,564	-	-	-	-	4,188,181,920			
4	FDR (Depreciation Fund)		188,750,000	-	-	-	-	-	-	-	-	-	-	-	-	-	-	-	-	188,750,000			
4	Fixed Deposit With Bank L/P	A-2 (xviii)	48,481,999	-	-	-	-	-	-	-	-	-	-	-	9,576,477	-	-	-	-	58,058,476			
	Sub Total		1,832,347,319	29,194,724	-	9,812,674	66,719,373	26,040,445	5,808,901	4,916,920	-	-	-	-	2,468,363,041	-	-	-	-	4,443,272,397			
B Other Investment:																							
1	BSCIC Administration	A-2(i)	275,671,104	68,745,947	112,571,024	79,896,029	317,971,016	-	33,009,087	214,407,232	10,935,692	-	(429,208)	72,529,425	1,115,046,695	-	-	-	-	2,302,354,042			
2	Regional Office	A-2(ii)	1,035,866,495	-	(1,648,210)	5,584	-	-	32,000	-	-	-	378,431	-	225,782,416	-	-	-	-	1,260,416,716			
3	District Office (ISC)	A-2(iii)	34,288,451	16,501,533	2,129,850	20	13,926	-	31,622	-	200,845	350,661	576,276	7,500	155,357,178	-	149,400	-	-	209,607,362			
4	Industrial Estate(old)	A-2(iv)	193,835,734	340,615,864	40,936,615	35,113	(71,000)	-	46,396,900	-	170,096	-	-	118,385,948	705,798,347	-	3,923	-	-	1,327,731,102			
5	CIDP	A-2(v)	45,732,640	-	-	-	-	-	-	-	-	-	-	-	181,836,132	-	-	-	-	345,974,720			
6	DRI/RIS	A-2(vi)	104,628,567	-	-	-	-	-	-	-	-	-	-	-	11,885,083	-	-	-	-	116,514,352			
7	Survey Scheme	A-2(vii)	6,158,607	-	-	-	-	-	-	-	-	-	-	-	-	-	-	-	-	6,158,607			
8	Salt Develop. Project Coxbazar	A-2(viii)	227,905,093	-	30,929	-	-	-	-	-	-	-	-	-	275,012,193	-	-	-	-	502,948,215			
9	Bee-Keeping Proj	A-2(ix)	56,123,371	2,733,028	4,285,268	-	-	-	-	-	-	6,000	-	-	64,080,008	-	364,289	-	-	127,612,163			
10	Pilot Project	A-2(x)	24,684,201	60,041	-	-	-	406,250	-	-	-	-	-	-	741,689	-	-	-	-	25,892,182			
11	Other Project	A-2(xi)	180,036,564	8,350,518	28,407,928	185,245	4,844,002	-	322,795	-	-	-	-	48,796	1,288,581,283	-	39,201	-	-	1,510,816,333			
12	WEDP	A-2(xii)	31,999,022	-	-	-	-	-	-	-	-	-	-	-	456,343,345	-	-	-	-	488,342,367			
13	Design Centre	A-2(xiii)	-	2,288,657	-	-	-	-	-	-	-	-	-	-	-	-	-	-	-	2,288,657			
14	Tajson garage	A-2(xiv)	-	225,505	-	-	-	-	-	-	-	-	-	-	-	-	-	-	-	225,505			
15	Preliminary Exp	A-2(xv)	-	-	-	-	-	-	-	-	5,041	-	-	-	61,521	-	-	-	-	66,562			
16	Project 20 I/E		-	-	-	-	-	-	-	-	-	-	-	-	-	-	-	-	-	-			
17	Capital Grant(Loan Investment)		-	-	-	-	-	-	-	-	-	-	-	-	-	-	-	-	-	18,120,000			
	Sub Total		2,216,950,849	639,541,892	186,713,283	88,121,991	321,756,944	406,250	83,792,404	214,407,232	11,311,674	356,661	525,499	199,982,169	4,480,524,993	-	566,823	-	-	18,120,000	8,445,068,984		
	Total (A+B)		4,049,297,368	668,738,815	186,713,283	89,934,664	389,476,317	26,446,696	87,601,308	219,318,152	11,311,674	356,661	525,499	199,982,169	6,948,948,034	-	566,823	-	-	18,120,000	12,898,341,381		



Bangladesh Small & Cottage Industries Corporation (BSCIC)
Sub-Schedule of BSCIC Administration As on 30/06/2022

SCHEDULE NO A-2(I)

Sl. No	Head of Account	Head Office	Regional Office	District Offices (ISC Offices)	Design Centre	CIDP	SALT	20 I/E OLD	BTI (SCIT)	Nine I/E	Zilla 24 I/E	20 I/E (ADP)	DRI	Development	Unit Rtn	Bee- Keep ing	Total
01	Opening Balance	275,671,104	68,745,947	112,571,024	79,896,029	317,971,016		35,009,087	214,407,232	10,935,692		(429,208)	72,529,425	1,115,046,695			2,302,354,042
02	Add net expenditure for the year App-1																-
03	Last Year Adjustment																-
	Total	275,671,104	68,745,947	112,571,024	79,896,029	317,971,016	-	35,009,087	214,407,232	10,935,692	-	(429,208)	72,529,425	1,115,046,695	-	-	2,302,354,042



[Handwritten mark]

SUB-SCHEDULE OF INVESTMENT IN REGIONAL OFFICES AS ON 30.06.22

SCHEDULE NO A-2(ii)

Sl No	Head of Account	Head Office	Regional Office	District Offices (ISC Offices)	Design Centre	CIDP	SALT	20 I/E OLD	BTI (SCITI)	Nine I/E	Zilla 24 I/E	20 I/E (ADP)	DRI	Development	Binit Rin	Bee-Keepin g	Total
01	Regional Office, Chittagong	405,808,226		(50,823)	5,584			32,000				378,431		38,079,876			444,253,294
02	Regional Office, Dhaka	365,134,948		(281,250)										164,995,827			529,849,525
03	Regional Office, Khulna	130,759,438		(557,628)										1,156,994			131,358,804
04	Regional Office, Rajshahi	134,163,883		(758,509)										21,549,719			154,955,093
	Total	1,035,866,495	-	(1,648,210)	5,584	-	-	32,000	-	-	-	378,431	-	225,782,416	-	-	1,260,416,716



*

Bangladesh Small & Cottage Industries Corporation(BSCIC)
sub Schedule of Investment in District Offices (ISC) as on 30-06-2022

Sub-sch -2(III)

Sl No	Head of Account	Head Office	Regional Office	District Offices (ISC Offices)	Design Centre	CIDP	SALT	20 I/E OLD	BTI (SCIT I)	Nine I/E	Zilla 24 I/E	20 I/E (ADP)	DRI	Development	Unit Rin	Bee-Keeping	Total
1	ISC, B. Baria													4,484,891			4,484,891
2	ISC, Bagerhat													5,998,612		200,000	6,198,612
3	ISC, Bandarban	1,011,326				392								5,869,555			6,881,273
4	ISC, Barguna																-
5	ISC, Barisal	1,540,484												907,535			2,448,019
6	ISC, Bhola													2,715,514			2,715,514
7	ISC, Bogra	1,372,201	30,000											2,412,607			3,814,808
8	ISC, Chandpur													1,402,201			1,402,201
9	ISC, Chittagong	2,164,264	558											1,238,849			1,502,189
10	ISC, Chuadanga			263,340										2,532,124			4,305,176
11	ISC, Comilla	1,773,052												549,405			549,405
12	ISC, Cox's Bazar													5,834,872			8,472,483
13	ISC, Dhaka	2,637,610												1,808,966			3,385,826
14	ISC, Dinajpur	1,366,760	66,000	144,100										2,268,447			4,249,497
15	ISC, Faridpur	1,838,175	142,875											1,060,217			1,060,217
16	ISC, Feni													2,267,320	4,000		2,773,480
17	ISC, Gaibanda		502,160											1,726,669			3,713,999
18	ISC, Gazipur		1,899,954	87,377										1,927,572			1,927,572
19	ISC, Gopalganj													1,407,468			1,407,468
20	ISC, Habiganj													1,696,126			1,725,971
21	ISC, Jamalpur			29,844										950,700			4,562,635
22	ISC, Jessore	1,601,901	1,993,432					16,622									2,057,330
23	ISC, Jhalakathi	2,057,330												988,257			1,016,585
24	ISC, Jhainadah			28,328										4,164,207			4,183,807
25	ISC, Joypurhat		19,600											6,188,735			6,188,735
26	ISC, Khagrachari													880,830			2,304,379
27	ISC, Khulna	1,418,549	5,000											2,224,458			2,244,753
28	ISC, Kishoregonj			20,296													
														720,915			827,826
29	ISC, Kurigram		36,000	70,912										1,235,928			3,017,239
30	ISC, Kushtia	1,781,311										500,000		4,306,598			5,056,880
31	ISC, Lalmonirhat		24,000	226,282										2,464,113			2,464,113
32	ISC, Laxmipur									200,000				1,481,000			4,480,899
33	ISC, Madaripur		2,762,659	37,240										807,875			807,875
34	ISC, Magura													2,716,885		(5,100)	2,716,785
35	ISC, Manikgonj			5,000													



Sl No	Head of Account	Head Office	Regional Office	District Offices (ISC Offices)	Design Centre	CIDP	SALT	20 I/E OLD	BTI (SCIT)	Nine I/E	Zilla 24 I/E	20 I/E (ADP)	DRI	Development	Bhit Rin	Bee-Keeping	Total
36	ISC, Meherpur	145,138		312,520										2,469,069			2,926,727
37	ISC, Moulabazar													939,234			939,234
38	ISC, Mumshigonj													5,850,062			5,850,062
39	ISC, Mymensingh	1,724,309	1,533,517	10,017										1,989,650			5,257,493
40	ISC, Nababgonj		31,000	5,680								54,276		3,726,965			3,817,921
41	ISC, Narayanganj		1,936,904	25,329							56,661			3,397,825			5,416,719
42	ISC, Narshingdi		1,963,445	168										2,275,556		(45,500)	4,193,669
43	ISC, Natore		14,000											1,165,655			1,179,655
44	ISC, Netrokona			100,739										3,714,070			3,814,809
45	ISC, Nilfamari		14,000	235,000										1,117,182			1,366,182
46	ISC, Norail		37,000	58,070										487,780			582,850
47	ISC, Nougao		38,500	79,038										2,306,944			2,424,482
48	ISC, Nowakhali	1,741,370												6,274,456			8,015,826
49	ISC, Pabna	1,456,795	36,000	(9,500)										1,343,277			2,826,572
50	ISC, Panchagarh		29,000											945,850			974,850
51	ISC, Patuakhali	1,328,951											7,500				1,336,451
52	ISC, Pirojpur													448,812			448,812
53	ISC, Rajbari			(15,023)				15,000		845				653,414			654,237
54	ISC, Rajshahi	1,677,737	99,106	126,240										1,143,696			3,046,779
55	ISC, Rangamati	821,727				13,534								5,010,281			5,845,542
56	ISC, Rongpur	1,645,082	102,000									(3,000)		1,873,559			3,617,641
57	ISC, Satkhira										102,000			2,445,103			2,547,103
58	ISC, Shariatpur			30,493							195,000			2,312,278			2,537,771
59	ISC, Sherpur			133,005										4,680,057			4,813,062
60	ISC, Sirajgonj		51,752		20									4,067,426			4,119,197
61	ISC, Sunamgonj													6,606,073			6,606,073
62	ISC, Sylhet	1,425,614												6,606,073			7,320,171
63	ISC, Tangail	1,758,763	3,133,073											5,894,557			7,320,171
65	ISC, Joshore											18,000		2,996,847			3,140,001
66	ISC, Thakurgaon			125,154						200,845	350,661	576,276	7,500	155,357,378		149,400	209,607,262
	TOTAL	34,288,451	16,501,533	2,129,650	20	13,926	-	31,622	-	200,845	350,661	576,276	7,500	155,357,378	-	149,400	209,607,262



Bangladesh Small & Cottage Industries Corporation (BSCIC)
Sub-Schedule of Investment in Industrial Estates as on 30-06-2022

(Sub-schedule A-2(IV))

Sl No	Head of Account	Head Office	Regional Office	District Offices (ISC Offices)	Design Centre	CIDP	SALT	20 I/E OLD	BTI (SCITT)	Nine I/E	Zilla 24 I/E	20 I/E (ADP)	DRI	Development	Built Rin	Dee-Keeping	Total
1	Abokhata/Infrastructure 20 IE			159645													
2	CI Survey Scheme													19032566		3933	19216145
3	Cyclone, Effected I/E																0
4	Expenses of IEa		100760														0
5	Flood Effected I/E-98							4581854		2195							4684809
6	Gas Supply, I/E													11061015			11061013
7	I/E (Extension)													36134628			36134628
8	I/E 20 (Old)	193805734			23228			1087068						791073			1878143
9	I/E, B. Baria			1202645				12332618						2264			206165843
10	I/E, Bagerhat		-730834	31270													1202645
11	I/E, Bandarban																-699564
12	I/E, Barisal		10755302											130000			130000
13	I/E, Begunjan			715284										477230			11232532
14	I/E, Bhola																715284
15	I/E, Bogra		4147191							152000							0
16	I/E, Bogra (Ext.)			525000										10688			4309879
17	I/E, Boryana			2557461				1804312									2329312
18	I/E, Chaldéagram							25574						369212			2926673
19	I/E, Chandpur			1636850													25374
20	I/E, Chapal Nawabganj			157005													1636850
21	I/E, Chittagong			60000													157005
22	I/E, Chuadanga			1624451													60000
23	I/E, Comilla			33760										200480			1824931
24	I/E, Companiganj			19692										4941359			4977119
25	I/E, Cox's Bazar		169701	96795										58300			77992
26	I/E, Dabddar													2836876			3103372
27	I/E, Delduar													225688			225688
28	I/E, Dhaka		74888732	25441										299000			299000
29	I/E, Dharmrai	30000	26434838	22098										28773731			103687904
30	I/E, Dinajpur		2839284	50929										13733525			42222461
31	I/E, Faridpur		11350666	100592										707434			3597647
32	I/E, Faouderhat			59977				2725						3205302			11451258
33	I/E, Feni		2858234	63329										1192024			3268005
34	I/E, Galbandha		7946246	193780													4113587
35	I/E, Gazipur		7421730														9880026
36	I/E, Gopalgong		11485007	208922													7421730
37	I/E, Habiganj			207599													11693930
38	I/E, Holar, N. gong.		71632544	-56661													207599
39	I/E, Jamalpur		14212233	67249										143712917			215288799
40	I/E, Jessore		-1257419	10066										988168			14279481
41	I/E, Jhalakathi			247234													-259185
42	I/E, Jhalaidah																247234
43	I/E, Joydebpur/Gazipur			1896938													0
44	I/E, Joypurhat			2370900										26645697			1896938
45	I/E, Kumbhari		34434018														29016597
46	I/E, Kalurghat			1271129				766									34434018
47	I/E, Kalurghat (Ext.)							2167315									1271895
48	I/E, Kamrupur, N. Gong.		22604256	105681													2167315
49	I/E, Keraniganj		6913441														22709937
50	I/E, Khasrachari													446511			7359952
51	I/E, Khulna		2047813														0
52	I/E, Kishoregong		14180693	60										180452			2228265
53	I/E, Kurigram			2004828				109767									14180753
54	I/E, Kustia		-240517											460612			2114595
55	I/E, Lalmonirhat			1475094													220095
56	I/E, Laximpur			22000										200558			222358
57	I/E, Madaripur		9539066	1601779													11140845
58	I/E, Magura													178456			178456
59	I/E, Mamtligong		11198593	2135592													13334184
60	I/E, Maharypur			2202257										31172184			33374441
61	I/E, Modhvi Bazar																0



Sl. No	Head of Account	Head Office	Regional Office	District Offices (ISC Offices)	Design Centre	CIDP	SALT	20 I/E OLD	BTI (SCITT)	Ntse I/E	Zilla 24 I/E	20 I/E (ADP)	DRI	Development	Blmt Rtn	Bee-Keeping	Total
62	I/E, Muktagacha																
63	I/E, Munshigonj		3084690					2483072									7200355
64	I/E, Myrmensingh		6194207	5254585										1632793			11448792
65	I/E, Myrmensingh(ext.)		21325661	64787													42892857
66	I/E, Narail		24947237					21502409									48922840
			11863235	-90648										23975603			11772588
67	I/E, Natore			29310													29310
68	I/E, Netrokona			3316570													114942529
69	I/E, Nizamnajera		33469251											78156708			128272
70	I/E, Noakhali			128272													14006478
71	I/E, Nougpon		3419846														841320
72	I/E, Pabna			841320										10586632			9159664
73	I/E, Panchagarh		8389350														-59167
74	I/E, Patia			-59167										770314			0
75	I/E, Patuakhali																-2515052
76	I/E, Pirojpur		-2515052														156000
77	I/E, Rajbari																499208
78	I/E, Rajshahi		502439														509430
79	I/E, Rangamati		8317047	-235925													8590552
80	I/E, Rangpur			50000				-72000									71667515
81	I/E, Shirosoni		1811534	236033										71667515			2959945
82	I/E, Sariatpur		334928											912378			334928
83	I/E, Satkhira		13414736	213905													13628641
84	I/E, Sayerpur			50737													50737
85	I/E, Sherpur		18244	1521633													1555798
86	I/E, Sholashar		12401176	-9607						15901							42996344
87	I/E, Sikk Rajshahi													30544776			1557926
88	I/E, Sirajgonj													1557926			0
89	I/E, Swarupichati		200000	1865000													2065000
90	I/E, Syhet		2023413														2023413
91	I/E, Syhet(Ext.)																1439214
92	I/E, Tangail			81123													2023413
93	I/E, Ternary		15671423	202157				299420						1439214			1439214
94	I/E, Thakurgaon													32345661			32726205
95	I/E, Tomj			357451													15873579
96	I/E, Zaidam		18837183										10500	33070566			35070566
97	I/E-24		11973737	113873													367951
98	Industrial Park, Dhaka				9885									3290942			22128125
99	Industrial Park, Sirajgonj			7899										53503788			67591398
100	NAIBKE			-2977										15519810			15529695
101	Office of PD New I/E			151375													7899
102	Rehabilitation of 20 I/E													11281131			11278154
103	Shilpa Park, Adamjee																151575
104	Silk I/E Rajshahi													150000			150000
105	Small Ind. Surv. Scheme																0
106	Survey scheme													18000			0
	TOTAL	191,835,734	548,615,864	40,936,615	35,113	(72,000)	-	46,396,900	-	170,096	-	-	10,500	705,798,347	-	3,913	1,527,731,102



Bangladesh Small & Cottage Industries Corporation (BSCIC)
Sub-Schedule of Investment in DRI/RIS as on 30 June, 2022

Sub Schedule A-2 (v)

Sl. No	Head of Account	Head Office	Regional Office	District Offices (ISC Offices)	Design Centre	CIDP	SAL T	20 I/E OLD	BTI (SCI TD)	Nine I/E	Zilla 24 I/E	20 I/E (ADP)	DRI	Development	Binit Rin	Bee-Keeping	Total
01	DRI/RIS	104,628,567												11,885,985			116,514,552
	Total	104,628,567	-	-	-	-	-	-	-	-	-	-	-	11,885,985	-	-	116,514,552



Bangladesh Small & Cottage Industries Corporation (BSCIC)
Sub-Schedule of Investment in Survey Scheme as on 30-06-2022

(Sub-schedule A-2(vi))

Sl. No	Head of Account	Head Office	Regional Office	District Offices (ISC Offices)	Design Centre	CIDP	SALT	20 I/E OLD	BTI (SCTTI)	Nine I/E	Zilla 24 I/E	20 I/E (ADP)	DRI	Development	Bird Rn	Bee-Keeping	Total
																	4,000,357
1	Cottage Industries Survey Scheme	4,000,357															634,658
2	Small Industries Survey Scheme	634,658															1,523,593
3	Survey Scheme	1,523,593															6,158,607
	Total	6,158,607	-	-	-	-	-	-	-	-	-	-	-	-	-	-	



Bangladesh Small & Cottage Industries Corporation (BSCIC)

Sub-Schedule of Investment in Salt Projects on 30-06-2022

(Sub-schedule A-2(vi))

Sl. No	Head of Account	Head Office	Regional Office	District Offices (ISC Offices)	Design Centre	CIDP	SALT	20 I/E OLD	BTI (SCITI)	Nine I/E	Zilla 24 I/E	20 I/E (ADP)	DRI	Development	Bin/it Rim	Bee-Keeping	Total
1	Iodin Salt (CIDD)	(156,263)												133,254,386			133,098,121
2	Khulna, Sakhira Area Salt Dev. Project			35,000										49,026,374			49,061,374
3	P.P For Salt Refinery	680,631															680,631
4	P.P.Salt Manufacturing	41,000															41,000
5	Salt Center													35,009			35,009
6	Salt Development Project (Cox)	216,400,054		(67)										92,700,182			309,100,170
7	Salt Extension & Demonstrations	145,875															145,875
8	Salt manufacturing Project	62,708															62,708
9	Salt Project (Old)	10,731,091															10,731,091
10	Survey of Salt			(4,004)										(3,759)			(7,763)
	Total	227,905,093	-	30,929	-	-	-	-	-	-	-	-	-	275,012,193	-	-	502,948,215



Bangladesh Small & Cottage Industries Corporation (BSCIC)
Sub-Schedule Investment in Beekeeping project as on 30-06-2022

(Sub-schedule A-2(vii))

Sl. No	Head of Account	Head Office	Regional Office	District Offices (ISC Offices)	Design Centre	CIDP	SALT	20 I/E OLD	BTI (SCITI)	Nine I/E	Zilla 14 I/E	20 I/E (ADF)	DRI	Development	Build Rin	Bee-Keeping	Total
1	P.P. for Beekeeping	56,096,055	2,753,028	4,285,268							6,000			64,358,795		364,289	127,863,434
2	P.P. for Beekeeping, Hajrapur													(278,787)			(278,787)
3	P.P. for Beekeeping, Uatrapur	27,516															27,516
4	P.P. for Beekeeping, Uoypurhat																-
5	P.P. for Beekeeping, Panchagarh																-
	Total	56,123,571	2,753,028	4,285,268	-	-	-	-	-	-	6,000	-	-	64,080,008	-	364,289	127,612,163



Bangladesh Small & Cottage Industries Corporation (BSCIC)
Sub-Schedule Investment in Pilot project as on 30-06-2022

(Sub-schedule A 2-(ix))

Sl No	Head of Account	Head Office	Regional Office	District Offices (ISC Offices)	Design Centre	CIDP	SALT	20 I/E OLD	BTI (SCI TT)	Nine I/E	Zilla 24 I/E	20 I/E (ADP)	DRI	Development	Bitrit Rin	Bee-Keeping	Total
1	Bio-Gas Rajshahi																-
2	Cast Iron Foundry																-
3	Fruit processing																-
4	Fruit processing (Nawabgonj)		11,145														11,145
5	Investment in Pilot Project	24,684,201					406,250							1,872			25,092,324
6	Iron foundry																-
7	Iron Industries																-
8	Iron Industries (Old)																-
9	Kamarkhala																-
10	Light engineering workshop																-
11	Low cost duplicating Machine																-
12	P.P.Digital Watch																-
13	P.P.for country wine																-
14	P.P.Hand made paper Ind.		1,193											739,817			741,009
15	P.P.Vegetable Dyes Making																-
16	Pilot project Rangamati		1,872														1,872
17	Potter Industries																-
18	Reclaim Rubber Ind.																-
19	Silk Flower Mill																-
20	Small & Cottage Ind.																-
21	Sopara Fish Drying Project																-
22	Washing of clay Mymensingh		45,832														45,832
	TOTAL	24,684,201	60,041	-	-	-	406,250	-	-	-	-	-	-	741,689	-	-	25,892,182



Bangladesh Small & Cottage Industries Corporation (BSCIC)
Sub-Schedule Investment in Pilot project as on 30-06-2022

(Sub-schedule A 2-(b))

Sl No	Head of Account	Head Office	Regional Office	District Offices (ISC Offices)	Design Centre	CIDP	SALT	20 I/E OLD	BTI (SCIT)	Nine I/E	Zilla 24 I/E	20 I/E (ADP)	DRI	Development	Blnt Rln	Bee-Keeping	Total
1	Bio-Gas Rajshahl																-
2	Cast Iron Foundry																-
3	Fruit processing																11,145
4	Fruit processing (Nawabgon)		11,145											1,872			25,092,324
5	Investment In Pilot Project	24,684,201					406,250										-
6	Iron foundry																-
7	Iron Industries																-
8	Iron Industries (Old)																-
9	Kamarkhala																-
10	Light engineering wrokshop																-
11	Low cost duplicating Machine																-
12	P.P.Digital Watch																-
13	P.P.for country wine													739,817			741,009
14	P.P.Hand made paper Ind.		1,193														-
15	P.P.Vegetable Dyes Making																1,872
16	Pilot project Rangamati		1,872														-
17	Potter Industries																-
18	Reclain Rubber Ind.																-
19	Silk Flower Mill																-
20	Small & Cottage Ind.																-
21	Sopara Fish Drying Project																45,832
22	Washing of clay Mymensingh		45,832														-
	TOTAL	24,684,201	60,041				406,250							741,689			25,892,182



Bangladesh Small & Cottage Industries Corporation (BSCIC)
Sub-Schedule of Investment in Other Project as on 30-06-2022

(Sub-schedule A-2(s))

Sl. No	Head of Account	Head Office	Regional Office	District Offices (ISC Offices)	Design Centre	CIDP	SALT	20 I/E OLD	BTI (SCITI)	Nine I/E	Zila 24 I/E	20 I/E (ADP)	DRI	Development	Blat Rin	Bee-Keeping	Total
1	All I/E Extention project	31,348,971															31,348,971
2	Ambar Charia	434,482	52,695											5,591,267			487,177
3	API Shilpa park	(1,838,176)												7,292,077			3,760,092
4	Artho Shamajjik Proj.	1,052,700															8,344,777
5	Article workshop, Tongl	367,940	158,275														526,215
6	Artisan workshop Chittagong	384,258															384,258
7	Artisan workshop Gaibandha																-
8	Artisan workshop Khulna	417,123															417,123
9	Artisan workshop Rajshahi	416,719	88,196														504,915
10	Bangladesh Handloom Cooperative	199,898															199,898
11	BHMC	10,360,645	104,308	21,821				20,872					48,796	2,461,475			13,017,916
12	BHMC Karu payana Rajshahi		155,300														155,300
13	BHSC																-
14	Block Smithy shop Pab.		5,953														5,953
15	Block Basic Trg. Rajshahi		40,591														40,591
16	Capital Investment Project	1,662															1,662
17	CDC, Alipur	63,608															63,608
18	CDC, Bagerhat	20,950															20,950
19	CDC, Kowkhali	20,950															20,950
20	CID Training Institute	7,863,011															7,863,011
21	CIDP (NOR)					228,371											228,371
22	CIDP Bandarban				3,627												3,627
23	CIDP Project					4,228,172											4,228,172
24	CIDP Rangamati				6,618												6,618
25	Cigarette & Churute							743									743
26	Cluster Village project			525,000										121,065,767			121,590,767
27	Cow feeding project													141,621			141,621
28	Cyclone Rehabilitation project							227,389						27,844,704			28,072,092



Sl No	Head of Account	Head Office	Regional Office	District Offices (ISC Offices)	Design Centre	CIDP	SALT	20 I/E OLD	BTI (SCTTI)	Nine I/E	Zilla 24 I/E	20 I/E (ADP)	DRI	Development	Bilat Rim	Bee-Keeping	Total
29	D P T D C	433,919															433,919
30	DANIDA Project			2,578													2,578
	Dev. of Handicrafts Marketing	135,000															135,000
31																	135,000
32	Development of rural Industries			6,450													6,450
	Dhabagram Angurpota			33,773										1,345,000			1,378,773
33																	1,378,773
34	Disinvestments project	1,976															1,976
	Doll Display Dhaka Museum	100,000															100,000
35																	100,000
36	DRI Dhaka													(309,591)			(309,591)
37	DRI Feni													22,530			22,530
38	DRI Gaibandha													3,500			3,500
39	DRI Gopalganj																-
40	DRI Project													121,878,245			121,878,245
41	DRI Thakurgaon													(300)			(300)
42	EDP A/C																-
	Electronic Complex	16,732												58,463,357			58,480,089
43																	58,480,089
44	Entrepreneurship project	497,494															497,494
45	Feni wire & cable			1,000													1,000
	Fund Transfer to I/E Sunamganj																-
46																	-
47	Garments Shilpa park	1,485															1,485
48	GIS Project	35,378,130		575,006										3,189,434			39,142,570
	Gas supplied project																-
49																	-
50	Gramscen Tajikoron project			363,124													363,124
	Gucchagram Project						314,696										314,696
51														20,444,128			20,444,128
52	Hire purchase project	128,332															128,332
53	I/E Account			311,926										15,036,617			15,348,543
54	I/E Bagerhat																-
55	I/E Hoshiary	28,509,780															28,509,780
56	I/E Noakhali	114,425															114,425
	I/E Patis(Road & Drain)		389,113														389,113
57	I/E, Tannery																100,391
58	Industrial Estate			100,391													100,391
	Industrial Shed B. Baria	51,043															51,043
59																	51,043
60	Industrial Shed Chourmuhoni	6,908															6,908
	Industrial Shed Jamalpur	17,909															17,909
61																	17,909



Sl. No	Head of Account	Head Office	Regional Office	District Offices (ISC Offices)	Design Centre	CIDP	SALT	20 I/E OLD	BTI (SCITT)	Nine I/E	Zilla 24 I/E	20 I/E (ADP)	DRI	Development	Blait Rin	Bee-Keeping	Total
62	Industrial shed Sayedpur	6,908															6,908
63	In-service Training scheme	1,068,445															1,068,445
64	In-service Trg. scheme (GIS)	(31,949)															(31,949)
65	Integrated Feasibility research project	162,700															162,700
66	Integrated Feasibility study	10,397															10,397
67	Integrated Iron Dev. Project	155,800															155,800
68	Iron Industries (Old)	54,000															54,000
69	ISC Bandarban																-
70	ISC Rangamati																-
71	Jamdani I/E	14,741,201												103,316			14,741,201
72	Karupally																103,316
73	Kulalpara Pottery		42,986											42,986			85,973
74	Lama Training Center Bandarban	2,430															2,430
75	Lease of Pond/Land																-
76	Leather state savar (Tannery)													2,865,000			-
77	Light Engineering project	295,000															3,160,000
78	Light Eng. Workshop Pabna		145,621														145,621
79	Light Eng. Workshop Rajshahi		69,880														69,880
80	M.P Light Eng. Workshop project																-
81	M.P Light Eng. Workshop Galbandha	3,008															3,008
82	Market Dev. project	31,950	423,386											16,842,184			17,297,520
83	Marketing Dev. & Promotion	125,947												107,263			233,210
84	Model Industrial unit	223,495															223,495
85	MPU Cuger & Churrot		1,255														1,255
86	Naisibi Kantha Nawabgonj		751														751
87	National project													724,000			724,000



Sl No	Head of Account	Head Office	Regional Office	District Offices (ISC Offices)	Design Centre	CIDP	SALT	20 I/E OLD	BTI (SCITI)	Nine I/E	Zilla 24 I/E	20 I/E (ADP)	DRI	Development	Blat Rin	Bee-Keeping	Total
88	North West Rural Development Project			891,913													891,913
89	Own Fund Loan Project(BINIT)													22,750,000			22,750,000
90	P.P.T.D.C.													643,750			643,750
91	Pari Bibir Mazar				175,000												175,000
92	Pioneer Industries	184,729															184,729
93	Plant Under Project																-
94	Port Chittagong & Others													11,544			11,544
95	Poverty Alleviation Project		4,400	1,746,020										201,047,203		(734)	202,796,889
96	Project Implementation Mgt. Dev. project	3,899												1,795			5,694
97	Ratan Cane project			37,202													37,202
98	Received for fair & exhibition(Boishakhi)																-
99	Rehabilitation prog.													312,944			312,944
100	SMCIF													1,071,545			1,071,545
101	Sales & Display Center													371,572			371,572
102	S.D.C. Bhalrab bazar	396															396
103	S.D.C. Chandpur		622,081														622,081
104	S.D.C. Chittagong	137,028	1,399														138,427
105	S.D.C. Comilla		1,493,448														1,493,448
106	S.D.C. Dhaka	271,274															271,274
107	S.D.C. Dhaka Airport	17,249	4,973														22,222
108	S.D.C. Feni		75,538														75,538
109	S.D.C. Gopalganj	21,998,045															21,998,045
110	S.D.C. Gotalkar		1,439,214														1,439,214
111	S.D.C. Karopeyna Subarna Plaza																-
112	S.D.C. Kawran bazar	389,207															389,207
113	S.D.C. Khulna (old)		26,059														26,059
114	S.D.C. Khulna(New)			78,366													78,366
	S.D.C. Narshindi		905,585														905,585
115	S.D.C. Pabna	17,779															17,779
116	S.D.C. Rajshahi	32,986															32,986
117	S.D.C. Rangpur	2,036															2,036



Sl. No	Head of Account	Head Office	Regional Office	District Offices (ISC Offices)	Design Centre	CIDP	SALT	20 I/E OLD	BTI (SCTTI)	Nine I/E	Zilla 24 I/E	20 I/E (ADP)	DRI	Development	Blatt Rin	Bee-Keeping	Total
118	S.D.C. Sayedpur	5,460															5,460
119	Sanitary wire making	32,979															32,979
120	SDS			278,300													278,300
121	Self Employment project	721,426	1,131,426	18,494,879		72,763								391,787,333			412,207,828
122	Self Employment project(Adn)																-
123	Semi Intensive Shriculture project		156,857											32,036,801			32,193,659
124	SERWTCL project													3,100,000			3,100,000
125	Shilpa park Adarjee																-
126	Shilpa park Chittagong	28,295															28,295
127	Shilpa park Khrina	12,246															12,246
128	Shilpa park Sirajgong																-
129	Shuttle Manufacturing project	25,349															25,349
130	Silk Dev. Project													1,167,900			1,167,900
131	SME			318,500													318,500
132	Spearlsh drying project																-
133	Study & Evaluation	2,054,000															2,054,000
134	Sub-contracting cell	395,517															395,517
135	Sub-contracting project	204,515	443,200											22,710,329			23,358,044
136	Survey & Evaluation	1,076,158		1,387,503										7,395,014			9,858,676
137	Survey of Cottage Industries							73,791									73,791
138	Tejkoron Project	16,595,000												45,083,887			61,678,887
139	TAPP	1,647,717												3,248,235			4,895,952
140	Technical film	193,117															193,117
141	Technonet Asia	91,574															91,574

Sl No	Head of Account	Head Office	Regional Office	District Offices (ISC Offices)	Design Centre	CIDP	SALT	20 I/E OLD	BTI (SCTTD)	Nine I/E	Zilla 24 I/E	20 I/E (ADP)	DRI	Development	Bitit Rln	Bee-Keeping	Total
142	Training Course Material			2,870,676												39,935	2,910,611
143	Training program Khulna		82,529														82,529
144	Training Program Patuakhali																-
145	Training Scheme	541,377												150,573,126			151,114,503
146	Ulshajadhumathpur		285,500														285,500
147	WEDP			363,501													363,502
148	West & Project																-
	Total	188,036,564	8,350,518	28,407,928	185,245	4,844,002	-	322,795	-	-	-	-	48,796	1,288,581,283	-	39,201	1,510,816,333



Bangladesh Small & Cottage Industries Corporation (BSCIC)
Sub-Schedule of CIDP as on 30 June, 2022

Sub Schedule A-2 (xi)

Sl No	Head of Account	Head Office	Regional Office	District Offices (ISC Offices)	Design Centre	CIDP	SALT	20 I/E OLD	BTI (SCITD)	Nine I/E	Zilla 24 I/E	20 I/E (ADP)	DRI	Development	Bee-Keeping	Total
1	2	3	4	5	6	7	10	11	12	13	14	15	16	17	18	19
		45,752,640											118,385,948	181,836,132		345,974,720



Bangladesh Small & Cottage Industries Corporation (BSCIC)
Sub-Schedule of Investment of WEDP as on 30/06/2022

Sub Schedule A-2 (ii)

Head of Account	Head Office	Regional Office	District Offices (ISC Offices)	Design Centre	CIDP	SALT	20 I/E OLD	BTI (SCIT)	Nine I/E	Zilla 24 I/E	20 I/E (ADP)	DRI	Development	Bee-Keeping	Total
2	3	4	5	6	7	10	11	12	13	14	15	16	17	18	19
	31,999,022												456,343,345		488,342,367



Bangladesh Small & Cottage Industries Corporation (BSCIC)
Sub-Schedule of Investment of Design Center as on 30/06/2022

Sub Schedule A-2 (xiii)

Sl. No	Head of Account	Head Office	Regional Office	District Offices (ISC Offices)	Design Centre	CIDP	SALT	20 I/E OLD	BTI (SCIT)	Nine I/E	Zilla 24 I/E	20 I/E (ADP)	DRI	Development	Bee-Keeping	Total
1	2	3	4	5	6	7	10	11	12	13	14	15	16	17	18	19
	Design Centre		2,288,657													2,288,657



Bangladesh Small & Cottage Industries Corporation (BSCIC)

Sub-Schedule of Investment of Tejgaon Garage as on 30/06/2022

Sub Schedule A-2 (xiv)

Sl. No	Head of Account	Head Office	Regional Office	District Offices (ISC Offices)	Design Centre	CIDP	SALT	20 I/E OLD	BTI (SCI TI)	Nine I/E	Zilla 24 I/E	20 I/E (ADP)	DRI	Develop ment	Bee-Keeping	Total
1	2	3	4	5	6	7	10	11	12	13	14	15	16	17	18	19
			225,505													225,505



Bangladesh Small & Cottage Industries Corporation (BSCIC)

Sub-Schedule of Preliminary Expense as on 30 June, 2022

Sub Schedule A-2 (xv)

Sl. No	Head of Account	Head Office	Regional Office	District Offices (ISC Offices)	Design Centre	CIDP	SALT	20 I/E OLD	BTI (SCIT)	Nine I/E	Zilla 24 I/E	20 I/E (ADP)	DRI	Development	Bee-Keeping	Total
1	2	3	4	5	6	7	10	11	12	13	14	15	16	17	18	19
									5,041				61,521			66,562



Bangladesh Small & Cottage Industries Corporation (BSCIC)
Sub-Schedule of Investment in share as on 30/06/2022

Sub Schedule A-2 (xvi)

Sl. No	Head of Account	Head Office	Regional Office	District Offices (ISC Offices)	Design Centre	CIDP	SALT	20 I/E OLD	BTI (SCI TI)	Nine I/E	Zilla 24 I/E	20 I/E (ADP)	DRI	Development	Bee-Keeping	Total
1	2	3	4	5	6	7	10	11	12	13	14	15	16	17	18	19
		8,192,000			15,000									75,000		8,282,000



Bangladesh Small & Cottage Industries Corporation (BSCIC)
Sub-Schedule of Investment in Fixed Deposit with Bank 30/06/22

Sub Schedule A-2 (xvii)

Sl. No	Head of Account	Head Office	Regional Office	District Offices (ISC Offices)	Design Centre	CIDP	SALT	20 I/E OLD	BTI (SCITT)	Nine I/E	Zilla 24 I/E	20 I/E (ADP)	DRI	Development	Bee-Keeping	Total
1	2	3	4	5	6	7	10	11	12	13	14	15	16	17	18	19
	FDR(General and Proposed Fund)	1586923320	29194724		9797674	66719373	26040445	5808901	4910920					2458786564		4188181920
	Total	1586923320	29194724	-	9797674	66719373	26040445	5808901	4910920	-	-	-	-	2458786564	-	4188181920



Bangladesh Small & Cottage Industries Corporation (BSCIC)
Sub-Schedule of investment in Fixed Deposit with Bank L/P as on 30/06/2022

Sl. No	Head of Account												Sub Schedule A-2 (xviii)			
		Head Office	Regional Office	District Offices (ISC Offices)	Design Centre	CIDP	SALT	20 I/E OLD	BTI (SCI TI)	Nine I/E	Zilla 24 I/E	20 I/E (ADP)	DRI	Development	Bee-Keeping	Total
1	2	FDR														19
		48,481,999												9,576,477		58,058,476



Bangladesh Small & Cottage Industries Corporation (BSCIC)
Schedule of sundry debtors as on 30-06-22

(Schedule-A-4)

Sl No	Head of Account	Head Office	Regional Office	District Offices (ISC Offices)	Design Centre	CIDP	SALT	20 I/E OLD	BTI (SCITI)	Nine I/E	Zilla 24 I/E	20 I/E (ADP)	DRI	Development	Binil Rin	Bee-Keeping	Completed Project	Total
1	Personal use of Telephone			1,014.70				-		- .00			(2,494)	- .00				(1
2	Personal use of Vehicle			16,157.38				-		- .00				- .00				1
3	Loan distribution & collection account							-		- .00				- .00	- .00			
4	Sundry Debtors	28,237	7,021,013	(10,119.84)	109,157	(6,054)		(800)		18,486.00			6,285	4,830.52				7,1
	Total	28,237	7,021,013	7,052.24	109,157	(6,054)		(800)		18,486			3,791	4,830.52	- .00			7,18



Bangladesh Small & Cottage Industries Corporation (BSCIC)

(Schedule of Loans and Advances as on 30-06-2022)

Sl. No	Head of Account	Head Office	Regional Office	District Offices (ISC Offices)	Design Centre	(Schedule of Loans and Advances as on 30-06-2022)											Total			
						CIDP	SALT	30 I/E OLD	BTI (SCITD)	New I/E	ZRs 24 I/E	20 I/E (ADP)	DBI	Development	Blind Rm	Res-Keeping		Completed Project		
1	Accrued Income	-	-	-	-	-	-	-	-	-	-	-	-	-	-	-	-	-	-	-
2	Adv. against annual sports	18,000	-	-	-	-	-	-	-	-	-	-	-	-	-	-	-	-	-	18,000
3	Adv. Against Contractor	-	-	-	-	-	-	-	-	-	-	-	-	-	-	-	-	-	-	36,863
4	Adv. against D.A. festival	782	-	56,863	-	-	-	-	-	-	-	-	-	-	-	-	-	-	-	9,945
5	Adv. Against Electric Expenses	-	-	9,563	-	-	-	-	-	-	-	-	-	-	-	-	-	-	-	664,144
6	Adv. against Entertainment	-	-	664,144	-	-	-	-	-	-	-	-	-	-	-	-	-	-	-	4,800
7	Adv. against Exhibition	-	-	4,800	331,941	-	-	-	-	-	-	-	-	-	-	-	-	-	-	36,150
8	Adv. Against Expenses	-	-	36,150	-	1,000	-	-	-	-	-	-	-	-	-	-	-	-	-	49,761
9	Adv. against Flood/Cyclone	-	-	49,761	-	-	-	-	-	-	-	-	-	-	-	-	-	-	-	713
10	Adv. Against Goods & Services	14,579,666	301,040	6,356,756	-	-	-	-	-	-	-	-	-	-	-	-	-	-	-	1,732,988
11	Adv. Against Gratuity	220,000	-	-	-	-	-	-	-	-	-	-	-	-	-	-	-	-	-	186,942
12	Adv. against Group Insurance	-	-	-	-	-	-	-	-	-	-	-	-	-	-	-	-	-	-	372,167
13	Adv. Against HBI Allowance	-	-	-	-	-	-	-	-	-	-	-	-	-	-	-	-	-	-	134,830
14	Adv. against House rent	16,262	-	542	-	-	-	-	-	-	-	-	-	-	-	-	-	-	-	979,101
15	Adv. against Income Tax	-	-	109,517	-	-	-	-	-	-	-	-	-	-	-	-	-	-	-	99,161
16	Adv. to Intercontinental	300,000	-	33,707	-	-	-	-	-	-	-	-	-	-	-	-	-	-	-	140,834
17	Adv. against intensive shrimp project	-	-	-	-	-	-	-	-	-	-	-	-	-	-	-	-	-	-	269,560
18	Adv. against legal exp.	36,408	5,000	61	-	-	-	-	-	-	-	-	-	-	-	-	-	-	-	(29,740)
19	Adv. Against Medical exp.	-	-	61	-	-	-	-	-	-	-	-	-	-	-	-	-	-	-	(2,851)
20	Adv. Against misc. exp.	2,513,095	-	3,538	-	-	-	-	-	-	-	-	-	-	-	-	-	-	-	2,090,651
21	Adv. against office rent	-	-	(14,566)	-	-	-	-	-	-	-	-	-	-	-	-	-	-	-	101,798
22	Adv. Against Postage and telegrams	-	-	45,380	-	-	-	-	-	-	-	-	-	-	-	-	-	-	-	163,647
23	Adv. against repairs & maintenance	-	-	(1,000)	-	-	-	-	-	-	-	-	-	-	-	-	-	-	-	(1,650)
24	Adv. Against salary	885,012	(33,400)	(139,261)	-	-	-	-	-	-	-	-	-	-	-	-	-	-	-	400,000
25	Adv. against substance allowances	-	111,000	-	-	-	-	-	-	-	-	-	-	-	-	-	-	-	-	3,000
26	Adv. against supply of silk goods	-	19,682	-	-	-	-	-	-	-	-	-	-	-	-	-	-	-	-	(4,926)
27	Adv. Against Telephone Installation	-	-	1,203	-	-	-	-	-	-	-	-	-	-	-	-	-	-	-	3,538
28	Adv. against training/machinery	-	-	(16,110)	-	-	-	-	-	-	-	-	-	-	-	-	-	-	-	45,380
29	Adv. Against Travelling Expenses	-	-	(59,516)	-	-	-	-	-	-	-	-	-	-	-	-	-	-	-	809
30	Adv. against uniforms	-	-	1,293	-	-	-	-	-	-	-	-	-	-	-	-	-	-	-	323
31	Adv. Against VAT	-	-	71,011	-	-	-	-	-	-	-	-	-	-	-	-	-	-	-	70,033
32	Adv. against washing allowance	-	-	(860)	-	-	-	-	-	-	-	-	-	-	-	-	-	-	-	8,804
33	Adv. Perjeon Ex.	-	-	-	-	-	-	-	-	-	-	-	-	-	-	-	-	-	-	(1,429)
34	Adv. T.A.	1,224,992	(22,039)	257,243	-	-	-	-	-	-	-	-	-	-	-	-	-	-	-	400,000
35	Adv. To Baidarchar	-	-	-	-	-	-	-	-	-	-	-	-	-	-	-	-	-	-	632
36	Adv. To Chandradhari	-	-	-	-	-	-	-	-	-	-	-	-	-	-	-	-	-	-	500
37	Adv. To DU Marketing Dep.	1,506,336	-	-	-	-	-	-	-	-	-	-	-	-	-	-	-	-	-	4,960
38	Adv. to hand lord	62,282	-	-	-	-	-	-	-	-	-	-	-	-	-	-	-	-	-	785
39	Adv. To Lemshikhill	-	-	-	-	-	-	-	-	-	-	-	-	-	-	-	-	-	-	113,331
40	Adv. To Matarbari	-	-	-	-	-	-	-	-	-	-	-	-	-	-	-	-	-	-	113,758
41	Adv. to PDB	-	-	-	-	-	-	-	-	-	-	-	-	-	-	-	-	-	-	500
42	Adv. to sundry parties	2,652,621	-	-	-	-	-	-	-	-	-	-	-	-	-	-	-	-	-	2,299
43	Advance Expenses	-	-	-	-	-	-	-	-	-	-	-	-	-	-	-	-	-	-	12,485
44	Arrear House rent deduction/realised	-	-	-	-	-	-	-	-	-	-	-	-	-	-	-	-	-	-	12,485
45	Audit Objection	-	-	(65,161)	-	-	-	-	-	-	-	-	-	-	-	-	-	-	-	3,538
46	Banlon loan	-	-	-	-	-	-	-	-	-	-	-	-	-	-	-	-	-	-	409
47	Res-Keeping Loan	-	-	(191,949)	-	-	-	-	-	-	-	-	-	-	-	-	-	-	-	323
48	Revolvent fund loan	-	-	1,526	-	-	-	-	-	-	-	-	-	-	-	-	-	-	-	323
49	Revolvent Fund	-	-	(41,114)	-	-	-	-	-	-	-	-	-	-	-	-	-	-	-	323
50	Carponry loan	-	-	-	-	-	-	-	-	-	-	-	-	-	-	-	-	-	-	8,804
51	Cash in Bank Loan	-	-	-	-	-	-	-	-	-	-	-	-	-	-	-	-	-	-	2,000
52	CPF (Additional)	-	-	213,561	16,041	-	-	-	-	-	-	-	-	-	-	-	-	-	-	632
53	CPF Employees	-	-	-	1,865	-	-	-	-	-	-	-	-	-	-	-	-	-	-	500
54	CPF Loan	-	-	184,315	22,163	(194,815)	-	-	-	-	-	-	-	-	-	-	-	-	-	4,960
55	CPF Trust A/C	-	-	-	109,395	-	-	-	-	-	-	-	-	-	-	-	-	-	-	785
56	Deficiency of Raw materials	-	45,000	-	-	-	-	-	-	-	-	-	-	-	-	-	-	-	-	113,331
57	E.B. Fund loan	2,429,211	2,290	54,800	14,025	(2,220)	-	-	-	-	-	-	-	-	-	-	-	-	-	113,758
58	Edi Advance	185	-	-	-	-	-	-	-	-	-	-	-	-	-	-	-	-	-	500
59	Excess draws	-	-	-	-	-	-	-	-	-	-	-	-	-	-	-	-	-	-	2,000
60	Festival Arrear	-	6,258	-	-	-	-	-	-	-	-	-	-	-	-	-	-	-	-	2,299
61	Fraudulence Money CPF	71,000	-	-	-	-	-	-	-	-	-	-	-	-	-	-	-	-	-	12,485
62	Fund for Exhibition	-	32,817	543,480	-	-	-	-	-	-	-	-	-	-	-	-	-	-	-	3,538
63	General loan	-	-	2,360	-	-	-	-	-	-	-	-	-	-	-	-	-	-	-	409



Head of Account	Head Office	Regional Office	District Offices (ISC Offices)	Design Centre	CIDP	BALT	20 I/E OLD	BTI (BCTI)	New I/E	Zilla 24 I/E	20 I/E (AIPP)	DRS	Development	Bank Bns	Res-Sweeping	Completed Project	Total
64	Gratuity Fund				435,330												435,330
65	Higher purchase Loan		700,074									(3,015)	599,600				1,977,899
66	House Building Loan	20,180,453	(6,844)		101,000					12,000			40,566				20,227,175
67	House rent Deduction				(27,400)								(15,980)				(42,980)
68	House rent on Durwan allow		4,430	(343)													4,087
69	House rent realized		408,350														408,350
70	Imprest to Project																728
71	Income from proposed Exps				33,545												33,545
72	Income Tax adv. for landlord	35,910												11,687			46,997
73	Income Tax for Contractor		96,222			(70,470)								(78,170)			(52,418)
74	Insurance Fund Received From Pr	401,092												1,361			401,992
75	Int. on CPF & Add. CPF							(606)								351	4,481
76	Int. on CPF BSCIC contribution		4,130														733
77	Int. On EB Fund Loan				733												10,720
78	Kaveran Market		10,720														2,628,992
79	Khalua-Safidhara Salt Project		2,628,992										(790)	109,622			(708,393)
80	Legal charge recoverable			(817,225)										17,529			49,547
81	Loan Account							32,018									20,300,000
82	Loan for gratuity Fund	20,300,000															519,000
83	Loan from Design Center	519,000											15,625,000				15,625,000
84	Loan from dev. project																9,373,456
85	Loan from BCTI	9,373,456												32,040			32,040
86	Loan I/E Kurigram										1,600						4,278,630
87	Loan Realized (Infrastructure Dept)												4,277,000				(1,864,317)
88	Loan Receivable/Recovery		(12,909)										(1,851,408)				15,000
89	Loan through BSB	15,000															100,000
90	Loan to 20 th I/E		100,000										(69,155)				1,165,967
91	Loan to Bookkeeping project		1,235,121										1,102,143				1,238,819
92	Loan to BHM/BDML	(2,525)		139,201													899,914,844
93	Loan Distribution - Bank (Including Revolving Loan)														899,914,844		3,977,909
94	Loan to CRDP		19,681		3,958,228				109,804				10,457,524				10,567,328
95	Loan to districtwise industrial activities							746									746
96	Loan to DRI												6,954,300				6,954,300
97	Loan to Electronics complex												800,000				800,000
98	Loan to entrepreneurship dev. proj												1,710,300				1,710,300
99	Loan to Handary I/E												20,000				20,000
100	Loan to I/E Tannery												(20,000,000)				(12,549,132)
101	Loan to I/E		34,251	7,416,617													(660,622,572)
102	Loan Nonrevivable/Recovery - Bank (Including Revolving Loan)												325,560				363,590
103	Loan to I/E Dharmal	38,030											1,060,000				1,098,000
104	Loan to Indira cell		(11,900)					972,666									972,666
105	Loan to ISC Kandi												68,746				68,746
106	Loan to ISC Labanchar																292
107	Loan to Karpully				292												
108	Loan to poverty Eradication project (Kandi)	12,600,000											4,480,000				17,080,000
109	Loan to ISC / BPNTO LOAN	67,820						4,200									167,820
110	Loan to R.O.			35,016									145,000				36,216
111	Loan to R/O Dhaka																145,000
112	Loan to Self Development project	32,663											2,000,000				2,032,663
113	Loan to self employment project	(180,714)		49,675									1,150,000				1,018,961
114	Loan to Shadkhara cell project			171,648									900,000				1,071,648
115	Loan to Shadkhara cell culture project												178,470				178,470
116	Loan to BMECF	(122,856)											1,450,000				1,327,144
117	Loan to self-constructing project												5,962,000				5,962,000
118	Loan to Tannery	16,627,145											15,856,000				32,483,145
119	Loan to Training Institute			18,000									681,880				700,000
120	Loan to WEAP							201,099	41,671	31,532	(10,388)						263,912
121	Motor Cycle/Motor Car Loan	3,764,537															3,764,537
122	Other/Boundary Advances				564,231												564,231
123	Outstanding Salaries							401									401
124	Pay overdraws																230
125	Personal use of Imp																



	Head of Account	Head Office	Regional Office	District Offices (ISC Offices)	Design Centre	CIDP	SALT	20 I/E OLD	BTI (SCITT)	New I/E	28th 24 I/E	20 I/E (ADP)	DR1	Development	Risk Eln	Em-Keeping	Completed Project	Total
126	President Relief Fund	-	19,122	-	-	-	-	-	-	-	-	-	-	-	-	-	-	19,122
127	Raw Materials Loan	-	-	-	-	254,421	-	-	-	-	-	-	-	12,240,043	-	-	-	12,214,464
128	Recovery of Bank Interest	-	-	180,067	-	-	-	-	-	-	-	-	-	(246,277,167)	-	-	-	(246,097,097)
129	Recovery of Charges	-	-	605	-	-	-	-	-	-	-	-	-	25,527,201	-	-	-	25,527,201
130	Recovery of Small Bank	-	-	-	-	-	1,700	-	-	-	-	-	-	-	-	-	-	1,700
131	Registration Fees Receivable	-	-	55,110	-	-	-	-	-	-	-	-	-	-	-	-	-	55,110
132	Revenue Stamp	55,760	84,014	-	-	-	1,217	-	4,860	-	(140)	60	-	-	-	-	-	145,771
133	Revolving Fund	-	-	-	-	31,323	-	-	-	-	-	-	-	-	-	-	-	31,323
134	Road tax	-	13,157	-	-	-	-	-	-	-	-	-	-	-	-	-	-	13,157
135	Salary clearing Account	2,540,898	-	(1,574)	-	-	-	-	-	-	-	-	-	-	-	-	-	2,539,324
136	Salary deduction	-	-	-	-	-	510	-	-	-	-	-	-	-	-	-	-	510
137	Salary Payable/Outstanding Salary	-	-	-	-	-	-	425,853	-	-	-	-	-	21,307	-	-	-	447,160
138	Sale of Lease deed from Agri	-	-	-	-	-	-	6,400	-	-	-	-	-	-	-	-	-	6,400
139	Saleable foruse	-	1,600	94,392	-	-	-	(59,037)	-	1,600	-	-	-	3,429	-	-	-	41,984
140	Sales A/C	-	-	(23,457)	-	-	-	-	-	-	-	-	-	-	-	-	-	(23,457)
141	Source Tax	-	9,330	-	-	-	-	-	-	-	-	-	-	-	-	-	-	9,330
142	Special Financial fund	590,330	-	(43,485)	(269,388)	683,146	1,735	(129,440)	-	-	-	238,284	-	-	-	60,696	-	1,131,878
143	Sundry Advances	-	-	7,225	1,000	-	-	-	-	-	-	9,254	-	-	-	-	-	17,479
144	Temporary loan	-	-	45,000	-	-	-	18,759	-	-	-	-	-	-	-	-	-	63,759
145	VAT	2,423,840	(82,530)	-	-	-	-	-	-	-	-	-	-	-	-	-	-	2,341,310
146	Welfare fund	-	38,253	570,483	48,026	7,456	-	41,687	14,010	44,798	-	-	-	-	-	-	(81)	764,632
147	BENIT Loan	(91,094)	-	-	-	-	-	-	-	-	-	-	-	-	-	-	-	(91,094)
	TOTAL	115,687,777	3,884,629	17,930,183	2,198,209	6,033,261	1,078,646	2,335,228	1,709,869	266,659	448,429	1,625,200	438	(111,624,682)	239,292,272	178,829	-	280,844,147



Bangladesh Small & Cottage Industries Corporation (BSCIC)
Schedule of Deposit Prepayment and Receivables as on 30-06-2022

(Schedule-A-6)

Sl No	Head of Account	Head Office	Regional Office	District Offices (ISC Offices)	Design Centre	CIDP	SALT	20 I/E OLD	BTI (SCITI)	Nine I/E	Zilla 24 I/E	20 I/E (ADP)	DRI	Development	Binil Rin	Bee-Keeping	Completed Project	Total
1	Deposit with ctg. port Trust		11,544					-			-	-						11,544
2	Earnest Money		185,054	90,757.25				-	99,911		-	567,980				20,000		963,702
3	Enemy properties		4,143					-			-	-						4,143
4	House rent Receivable							-			-	-						-
5	Income Tax						(8,402)	-			10,116.00	32,246						33,960
6	Loan to Hosiery I/E							-			-	-					(2,500)	612
7	Performance Gurantee		1,612	1,500.00				-			-	-						51,910
8	Salary Receivable							-			51,910.00	-						1,595
9	Securities Deposit (Parties)					1,595		-			-	-						9,339,057
10	Security Paid	19,713	1,670,915	7,570,678.00	53,005	5,163		15,876			-	3,706						34,988
11	Security paid for Tele.	34,988						-			-	-					6,392	(15,744)
12	Suspense Account			(22,136.45)				-			-	-						-
13	VAT							-			-	-						(6,028)
14	YDC Current Account	(6,028)						-			-	-						-
	Total	48,673	1,873,268	7,640,798.80	53,005	6,758	(8,402)	15,876.44	99,911	-	62,026.00	603,932	-	-	-	23,892	-	10,419,739



Bangladesh Small & Cottage Industries Corporation (BSCIC)
Schedule of Cash & Cash Equivalents Balance as on 30-06-2022

(Schedule-A-7)

Particulars	Cash in hand	Cash at Bank	TOTAL
	5,013	1,024,961,782	1,024,966,795
Head Office	21,133	104,878,331	104,899,464
Regional Office (ISC)	347,353	246,726,470	247,073,823
District Offices	211	20,953,851	20,954,062
Offices	21,664	53,043,405	53,065,069
Design Centre	5	20,824,267	20,824,272
CIDP	40,926	107,636,614	107,677,539
SALT	150,784	56,014,851	56,165,635
20 I/E OLD	25,355	27,750,965	27,776,320
BTI (SCITI)	41,077	115,075,775	115,116,852
Nine I/E	56,423	68,550,707	68,607,129
Zilla 24 I/E			-
20 I/E (ADP)			1,939,941,158
DRI	48,517	59,292,122	59,321,571
Development	29,449	7,606,448	7,608,596
Binat Rin	2,148		
Bee-Keeping	790,059	3,853,208,228	3,853,998,288
Total			



Bangladesh Small & Cottage Industries Corporation (BSCIC)
 Schedule of Inter-Branch Transactions as on 30/06/2022

SL No	Particulars	Sub-act	Schedule of Inter-Branch Transactions (A-B)																
			Head Office	Regional Office	District Office (DC Office)	Design Centre	CTDP	SALT	20 I/E OLD	SCIT	New I/E	20s 24 I/E	20 I/E (ADP)	DRI	Development	Short Run	Run-Keeping	Complete & Project	Total
1	BSCIC General Account			(1,786,678,632)	(2,797,796,630)	(546,694,232)	(1,139,788,225)	(258,206,740)	(1,096,684,298)	(780,863,296)	(322,947,991)	(427,391,203)	(487,568,955)	(226,437,175)	(1,126,076,892)	(228,264,076)	(79,339,633)		(14,312,697,209)
2	20% Interest transferred from Head Loan													(25,778,000)	7,288,888			7,288,888	
3	BSCIC (MFD) Zone																		(25,778,000)
4	Regional office Dhaka		304,327,216																304,327,216
5	Regional office Chittagong		173,996,277																173,996,277
6	Regional office Rajshahi		212,906,249																212,906,249
7	Regional office Dhaka		352,726,300																352,726,300
8	District Office (DC)	A-80	1,684,824,992																1,684,824,992
9	Distribution to District Office (DC)- BINT																		20,000,000
10	Industrial Estate (old)	A-89	1,241,147,479								300,000								1,241,147,479
11	New Industrial Estate	A-89B	331,125,625																331,125,625
12	Industrial Estate Demolition (Old)		37,263,651																37,263,651
13	Industrial Estate Demolition (New)	A-89B	944,934,671											(259,067)					944,675,604
14	DRI Field office	A-89C																	6,026,267
15	CTDP Current Account	A-89D	746,202,225			1,155,132													746,202,225
16	DC Infrastructure Demolition Project	A-89E	246,207,793																246,207,793
17	Run-Keeping		76,428,489																76,428,489
18	Commercial Current A/C		131,033,692																131,033,692
19	Design Centre		666,236,264								(4,570,115)								666,236,264
20	Development current A/C		146,222,361	(2,486,705)	2,673,769	(2,762,828)													146,222,361
21	DRI																		31,000
22	Short Deposit & Fixed Deposit		(221,000)	11,476,995	87,446,262	1,185,000	(19,865,247)		1,094,843,843	5,536,000	371,686,806	833,754,973	340,280,155	230,470,541	95,760,642				1,094,843,843
23	Grant Fund																		(100,000)
24	Loan from IS																		153,827
25	Loan from IS																		(7,470,000)
26	Loan from Small Development Center (SBCIT)																		2,200,000
27	Loan to IS (Fertilizer)																		153,147,267
28	Loan to IS (Nutrient)																		102,000
29	Market Development Project																		(24,177)
30	National current A/C																		926,620
31	BSCIC (Operational Loan)																		16,333,000
32	BSCIC (Training Institute)		59,334,414																59,334,414
33	Short Run																		(63,333,402)
34	Other office	A-8 (VA)	12,716,696																12,716,696
35	Other Income from IS	A-8 (VI)	117,862,216																117,862,216
36	Sell Development		1,000,000																1,000,000
37	Electronic Computer (Old IS)																		1,000,000
38	Total		21,791,781,487	(1,796,678,632)	(2,797,796,630)	(247,873,690)	(1,139,698,343)	(258,206,740)	(1,096,684,298)	(780,863,296)	(322,947,991)	(427,391,203)	(487,568,955)	(226,437,175)	(1,126,076,892)	(228,264,076)	(79,339,633)		21,791,781,487



Bangladesh Small & Cottage Industries Corporation (BSCIC)
Sub-Schedule of IBT of District Office(ISC) as on 30.06.2022

SL.No	Particulars	Head Office	SL No	Sub-Sch: A 8(i)	
				Particulars	Development
1	District Office, BrahmanBaria	148797708	1	Opening Balance as on 01/07/2021	-103429410
2	District Office, Bagerhat	81988746	2	COVID Inc. to ISC Dhaka	10700000
3	District Office, Bandarban	83380824	3	COVID Inc. to ISC Mymensingh	19000000
4	District Office, Barguna	97716753	4	COVID Inc. to ISC Faridpur	11400000
5	District Office, Barisal	140139435	5	COVID Inc. to ISC Narayanganj	10000000
6	District Office, Bhola	90936632	6	COVID Inc. to ISC Narsingdi	20000000
7	District Office, Bogra	99013267	7	COVID Inc. to ISC Kishoreganj	10500000
8	District Office, Chandpur	100577178	8	COVID Inc. to ISC Jamalpur	13000000
9	District Office, Chittagong	118377519	9	COVID Inc. to ISC Madaripur	5000000
10	District Office, Chuadanga	78583005	10	COVID Inc. to ISC Rajbari	5000000
11	District Office, Comilla	139634251	11	COVID Inc. to ISC Gopalganj	5000000
12	District Office, Cox's Bazar	106378883	12	COVID Inc. to ISC Tangail	11500000
13	District Office, Dhaka	163857788	13	COVID Inc. to ISC Munshiganj	6200000
14	District Office, Dinajpur	131291322	14	COVID Inc. to ISC Manikganj	5000000
15	District Office, Faridpur	103081423	15	COVID Inc. to ISC Gazipur	6000000
16	District Office, Feni	109867671	16	COVID Inc. to ISC Netrokona	20000000
17	District Office, Gazipur	57809831	17	COVID Inc. to ISC Sherpur	4000000
18	District Office, Ghaibanda	84135942	18	COVID Inc. to ISC Shariatpur	5400000
19	District Office, Gopalgong	75052420	19	COVID Inc. to ISC Chuadanga	5000000
20	District Office, Habigong	68276310	20	COVID Inc. to ISC Chittagong	10000000
21	District Office, Jahalakat	64472115	21	COVID Inc. to ISC Noakhali	10000000
22	District Office, Jamalpur	71318157	22	COVID Inc. to ISC Cumilla	10000000
23	District Office, Jessore	89727899	23	COVID Inc. to ISC Sylhet	10000000
24	District Office, Jhainaidha	56309093	24	COVID Inc. to ISC Cox's Bazar	2000000
25	District Office, Joypurhat	89264782	25	COVID Inc. to ISC Rangamati	1000000
26	District Office, Khagrachari	83944397	26	COVID Inc. to ISC Feni	4500000
27	District Office, Khulna	112429533	27	COVID Inc. to ISC Chandpur	2000000
28	District Office, kishoregong	70336618	28	COVID Inc. to ISC B.Baria	4000000
29	District Office, Kurigram	47543444	29	COVID Inc. to ISC Hobiganj	10000000
30	District Office, Kushtia	62176045	30	COVID Inc. to ISC Bandarban	3000000
31	District Office, Lalmanirhat	56108403	31	COVID Inc. to ISC Khagrachari	1000000
32	District Office, Laximpur	68353454	32	COVID Inc. to ISC Laxmipur	3000000
33	District Office, Madaripur	64478950	33	COVID Inc. to ISC Moulvi Bazar	5000000
34	District Office, Magura	58811821	34	COVID Inc. to ISC Sunamganj	3000000
35	District Office, Manikgong	54698076	35	COVID Inc. to ISC Rajshahi	30000000
36	District Office, Maulavibazar	53271877	36	COVID Inc. to ISC Pabna	10000000
37	District Office, Meharpur	44878242	37	COVID Inc. to ISC Bogra	10000000
38	District Office, Munshigong	51540770	38	COVID Inc. to ISC Rangpur	10000000
39	District Office, Mymensing	75440210	39	COVID Inc. to ISC Dinajpur	5000000
40	District Office, Naogaon	47663471	40	COVID Inc. to ISC Chapai Nawabganj	5000000



SL.No	Particulars	Head Office	o	Particulars	Development
41	District Office, Narail	46299616	41	COVID Inc. to ISC Sirajganj	6000000
42	District Office, Narayangong	88872666	42	COVID Inc. to ISC Gaibandha	11000000
43	District Office, Narshingdi	94820945	43	COVID Inc. to ISC Natore	8000000
44	District Office, Natore	58747995	44	COVID Inc. to ISC Naogaon	8000000
45	District Office, Nawabgong	51639796	45	COVID Inc. to ISC Jaipurhat	4500000
46	District Office, Netrokona	49437704	46	COVID Inc. to ISC Kurigram	10000000
47	District Office, Nilphamari	75662798	47	COVID Inc. to ISC Lalmonirhat	10000000
48	District Office, Noakhali	84151013	48	COVID Inc. to ISC Thakurgaon	10000000
49	District Office, Pabna	75152946	49	COVID Inc. to ISC Panchgarh	12500000
50	District Office, Panchaghar	48460319	50	COVID Inc. to ISC Khulna	10000000
51	District Office, Patuakhali	57287627	51	COVID Inc. to ISC Jashore	6000000
52	District Office, Pirojpur	46614209	52	COVID Inc. to ISC Kushtia	10000000
53	District Office, Rajbari	52925859	53	COVID Inc. to ISC Barishal	14000000
54	District Office, Rajshahi	119585761	54	COVID Inc. to ISC Patuakhali	10000000
55	District Office, Rangamati	73481097	55	COVID Inc. to ISC Bagerhat	2000000
56	District Office, Rongpur	83086355	56	COVID Inc. to ISC Satkhira	2000000
57	District Office, Sariatpur	47690290	57	COVID Inc. to ISC Jhenaidah	11000000
58	District Office, Shatkhira	52807663	58	COVID Inc. to ISC Magura	3000000
59	District Office, Sherpur	52849377	59	COVID Inc. to ISC Narail	1500000
60	District Office, Sirajgong	64633868	60	COVID Inc. to ISC Mcherpur	5000000
61	District Office, Sunamgong	44441415	61	COVID Inc. to ISC Bhola	5000000
62	District Office, Sylhet	88556069	62	COVID Inc. to ISC Jhalokathi	4000000
63	District Office, Tangail	94671302	63	COVID Inc. to ISC Nilphamari	5000000
64	Industrial Service Center	677567191	64	COVID Inc. to ISC Pirojpur	8000000
65	District Office, Thakurgaon	53726448	65	COVID Inc. to ISC Barguna	3000000
Total		5684834592	Total		397270590



Bangladesh small & Cottage Industries Corporation (BSCIC)
Sub- Schedule of Inter Branch Transaction of
Industrial Estate (Old) as on 30.06.2022

Sub-Sch:A-8(ii)

Sl.No	Praticulars	Head Office	Development	Total
	2	3	4	5=3+4
1		84436150		84436150
1	I/E, Barisal	46266693		46266693
2	I/E, Bogra	2551741		2551741
3	I/E, Chittagong	60350995		60350995
4	I/E, Comilla	29801459		29801459
5	I/E, Cox's Bazar	60865624		60865624
6	I/E, Dinajpur	72157959		72157959
7	I/E, Fauzderhat	51005079		51005079
8	I/E, Feni	49672159		49672159
9	I/E, Jessore	27395252		27395252
10	I/E, Kalurghat	80654772		80654772
11	I/E, Khulna	35828297		35828297
12	I/E, Kushtia	47654621		47654621
13	I/E, Mymensing	82518018		82518018
14	I/E, Pabna	21882890		21882890
15	I/E, Rajbari	77351539		77351539
16	I/E, Rajshahi	40317288		40317288
17	I/E, Rongpur	55711197		55711197
18	I/E, Sholashar	55394419		55394419
19	I/E, Swarupkhati	44682808		44682808
20	I/E, Sylhet	53892196		53892196
21	I/E, Tongi	-39233877	20000000	-19233877
22	20 I/E old		20,000,000	1,061,157,279
	Total	1,041,157,279	20,000,000	1,061,157,279



Bangladesh small & Cottage Industries Corporation
Sub-Schedule of Inter Branch Transaction of
9 Industrial Estate as on 30-06-2022

Sub-Sch:A-8(iii)

Sl.No	Particulars	Head Office	Nine I/E	Development	Total
		3		4	5
1	Industrial Estate, Begumgonj	36936919		25113056	62049975
1	Industrial Estate, Bogra (Extn.)	16548032		4649664	21197696
2	Industrial Estate, Jamalpur	35206379		101364249	136570628
3	Industrial Estate, Joydevpur	29960520		12577796	42538316
4	Industrial Estate, Kalurghat	14846768		35316373	50163141
5	Industrial Estate, Madaripur	26594346		6387710	32982056
6	Industrial Estate, Patia	41413928		11018569	52432497
7	Industrial Estate, Patuakhali	32288940		8419509	40708450
8	Industrial Estate, Sayedpur	53070568		3544288	56614856
9	Industrial Estate, Sayedpur	48269224	300000		48569224
10	9 I/E	335,135,625	300,000	208,391,215	543,826,840
	Total				



Bangladesh small & Cottage Industries Corporation (BSCIC)
Sub-Schedule of Inter Branch Transaction of
24 District Wise Industrial Estate as on 30-06-2022

Sl. No.	Particulars	Head Office	Sub-Sch:A-8(iv)	
			Development	Total
1	I/E, B.Baria	0		
2	I/E, Bagerhat	28731589	26890444	26890444
3	I/E, Begumgonj(IF)	233289	44068708	72800297
4	I/E, Bhola	20208186		233289
5	I/E, Chaiddagam	0	29492095	49700281
6	I/E, Chandpur	0	18687296	18687296
7	I/E, Chapai Nababganj(IF)	8681343	24714010	24714010
8	I/E, Cumilla(IF)	71051	-1629174	7052169
9	I/E, Feni(IF)	96847	-1500000	-1428950
10	I/E, Gaibandha	0		96847
11	I/E, Gopalgong	0	20473670	20473670
12	I/E, Hobigong	0	14852169	14852169
13	I/E, Jessore(IF)	0	18275936	18275936
14	I/E, Jhalokathi	88376		88376
15	I/E, Jhinaidáh	104752	2852923	2957675
16	I/E, Joypurhat	0	21119316	21119316
17	I/E, Kachpur	20272329		20272329
18	I/E, Karanigonj	24854880	67447104	92301985
19	I/E, Khagarchori	20127868	-5700000	14427868
20	I/E, Kishorgonj(IF)	5191335	42004875	47196210
21	I/E, Kishorgonj	6278007		6278007
22	I/E, Kurigram	4597871	42565933	47163803
23	I/E, Lalmohirhat	0	17075151	17075151
24	I/E, Luxmipur	0	13454086	13454086
25	I/E, Magura(IF)	21191723	42457883	63649606
26	I/E, Manikgonj	118149		118149
27	I/E, Manikgonj	2150760	15297084	17447844
28	I/E, Meharpur	15722531	-650000	15072531
29	I/E, Mowlovibazar	0	23551472	23551472
30	I/E, Munshigong	14346651	39271573	53618224
31	I/E, Nababgong	2906686	29716235	32622920
32	I/E, Narayanganj	855008	-10294758	-9439750
33	I/E, Natore	0	13238300	13238300
34	I/E, Netrokona	15167739	-162638	15005101
35	I/E, Nilfamari(IF)	976		976
36	I/E, Norsingdhi	0	14504850	14504850
37	I/E, Nougaoon	23844576	41910371	65754948
38	I/E, Panchagor	9449460	35031905	44481365
	I/E, Patuakhali	52737		52737

Sl. No.	Particulars	Head Office	Development	Total
39	I/E, Rajshahi	184179		184179
40	I/E, Rangamati	17168255		17168255
41	I/E, Satkhira	2697	-199000	16969255
42	I/E, Sherpur	17701294	25132254	25134951
43	I/E, Shoriatpur	12056842	24657581	42358874
44	I/E, Sirajgong	0	64117282	76174125
45	I/E, Sunamgong	19836843	21194024	21194024
46	I/E, Sunamgonj(IF)	78434		19836843
47	I/E, Tangail	0		78434
48	I/E, Thakurgaon	0	16924095	16924095
49	ISC, Bagerhat(IF)	100689	14511847	14511847
50	ISC, Moulavibazar(IF)	219713		100689
51	RO KHULNA	29724		219713
52	24 I/E	32131282	-156256588	29724
	Total	344,854,671	649,098,312	993,952,984



Bangladesh small & Cottage Industries Corporation (BSCIC)
Sub-Schedule of Inter Branch Transaction of
DRI Field Office as on 30-06-2022

Sub-Sch:A-8(v)

Sl. No.	Particular	Amount
1.00	Balance as per last year account	(259,067)
	Total	(259,067)



Bangladesh small & Cottage Industries Corporation (BSCIC)
Sub- Schedule of Inter branch Transaction of
CIDP Current Account 2021-2022

Sub-Sch:A-8(vi)

Sl. No.	Particulars	Head office	CIDP	Development	Total
1	CRIDP Rangamati (Spl)	191154428	-23228		191131199
2	CRIDP Khagrachari (Spl)	100025402	-40793		99984608
3	CRIDP Bandarban (Spl)	65319325	55576		65374901
4	CRIDP Rangamati (Normal)	159325706	818782		160144488
5	CRIDP Khagrachari (Normal)	102378597	244001		102622598
6	CRIDP Bandarban (Normal)	51562488	100795		51663283
7	CRIDP (Special)	0		4636362	4636362
8	Socio-Economic Dev Project-Rangamati	32186081			32186081
9	Socio-Economic Dev Project-Khagrachari	33235329			33235329
10	Socio-Economic Dev Project-Bandarban	11074870			11074870
	Total	746,262,225	1,155,132	4,636,362	752,053,719



Bangladesh small & Cottage Industries Corporation (BSCIC)
Sub-Schedule of Inter Branch Transaction of
Infrastruture Development Project as on 30-06-2022

Sub-Sch:A-8(vii)

No.	Particulars	Head Office	Development	Total
1	I/E, B. Baria	35,655,647	-	35,655,647
2	I/E, Chaiddagam	26,117,846	-	26,117,846
3	I/E, Chandpur	23,423,345	-	23,423,345
4	I/E, Faridpur	17,861,968	17,898,784	35,760,752
5	I/E, Niskongora, Feni	22,363,962	(3,937,183)	18,426,779
6	I/E, Gaibanda	20,913,321	(260,000)	20,653,321
7	I/E, Gopalgong	21,280,456	-	21,280,456
8	I/E, Habigong	21,779,086	(850,000)	20,929,086
9	I/E, Jhinaidha	29,024,954	(1,800,000)	27,224,954
10	I/E, Kurigram	24,780,883	-	24,780,883
11	I/E, Lalmanirhat	16,178,997	-	16,178,997
12	I/E, Manikgong	18,486,282	-	18,486,282
13	I/E, Mauloavi Bazar	28,517,074	-	28,517,074
14	I/E, Narsingdi	20,480,064	-	20,480,064
15	I/E, Natore	28,176,285	-	28,176,285
16	I/E, Satkhira	18,232,873	(60,000)	18,172,873
17	I/E, Sirajganj	29,780,626	(1,059,711)	28,720,915
18	I/E, Sylhet Ext. (Khadimnagar)	29,459,861	60,000	29,519,861
19	I/E, Tangail	32,134,670	(1,000,000)	31,134,670
20	I/E, Thakurgaon	21,288,450	(671,945)	20,616,505
21	I/E ADP	54,461,052	(324,671,939)	(270,210,887)
22	I/E, Shrimongol	-	60,000	60,000
23	I/E, Tenery Savar	-	220,345,630	220,345,630
24	I/E, Moktagasa	-	15,000	15,000
25	I/E, Nilfamarya	-	124,990	124,990
26	I/E, Borgona	-	30,600	30,600
27	I/E, Dhamrai	-	447,030	447,030
28	I/E, Netrokona	-	264,143	264,143
29	I/E, Mirsarai	-	91,920	91,920
30	I/E, Noakhali	-	454,000	454,000
31	I/E, Pabna (EX)	-	45,000	45,000
32	i/E Leather Industries	-	5,007,000	5,007,000
33	I/E, Jhalokathi	-	33,240	33,240
total		540,397,701	(89,433,441)	450,964,260



Bangladesh small & Cottage Industries Corporation (BSCIC)
Sub-Schedule of Inter Branch Transaction of
Industrial Estate as on 30.06.2022

Sub-Sch:A-8 (ix)

SI No	Particulars	Head Office	Development (for July 2021-June 2022)	Total
1	2	3	4	5=3+4
1	Addition During the Year			-
2	Receipt from IEs	-137284374		(137,284,374)
3	Fund Received from Kanipur-Foriadpur		-4990524	(4,990,524)
4	Fund Received from Hosiary Narayngonj		-7764	(7,764)
5	Fund Received from Chaipainobabgonj		-148046	(148,046)
6	Fund Received from Chudogram		-3100000	(3,100,000)
7	Fund Received from Dhamray		-105900000	(105,900,000)
8	Fund Received from Faridpur		-349108	(349,108)
9	Fund Received from Hoobigonj		-1900000	(1,900,000)
10	Fund Received from Hosiary		-12799793	(12,799,793)
11	Fund Received from I/E Kaspur		-2100000	(2,100,000)
12	Fund Received from I/E Chadpur		-792934	(792,934)
13	Fund Received from I/E Chaipainobabgonj		-920134	(920,134)
14	Fund Received from I/E Faridpur		-191784	(191,784)
15	Fund Received from I/E Gaibanda		-700000	(700,000)
16	Fund Received from I/E Jamalpur		-5415513	(5,415,513)
17	Fund Received from I/E Jaypurhat		-1056000	(1,056,000)
18	Fund Received from I/E Jhalokathi		-15191577	(15,191,577)
19	Fund Received from I/E Kaspur		-3100000	(3,100,000)
20	Fund Received from I/E Lalmonirhat		-2070000	(2,070,000)
21	Fund Received from I/E Meherpur		-950000	(950,000)
22	Fund Received from I/E Mirsharai		-20000000	(20,000,000)
23	Fund Received from I/E Mir-shoray		-15300000	(15,300,000)
24	Fund Received from I/E Monshigonj		-7200000	(7,200,000)
25	Fund Received from I/E Naunga		-1158909	(1,158,909)
26	Fund Received from I/E Noakhali		-3400000	(3,400,000)
27	Fund Received from I/E Tangail		-1550000	(1,550,000)
28	Fund Received from I/E Vhola		-5360000	(5,360,000)
29	Fund Received from Jamdani		-4300000	(4,300,000)
30	Fund Received from karar chor Norshindy		-4000000	(4,000,000)
31	Fund Received from keranigonj		-25800000	(25,800,000)
32	Fund Received from Manikgonj		-2800000	(2,800,000)
33	Fund Received from Narayngonj		-16686311	(16,686,311)
34	Fund Received from Natore		-1000000	(1,000,000)
35	Fund Received from Nijkonjora		-5948228	(5,948,228)
36	Fund Received from Other		-130433463	(130,433,463)
37	Fund Received from Panchogor		-10726874	(10,726,874)
38	Fund Received from Tangail		-2200000	(2,200,000)
39	Fund Received from Electronics Com. (Land Premium)		-4500000	(4,500,000)
40	Fund Received from I/E Leather. (Land Premium)		-212400000	(212,400,000)
41	Fund Received from I/E Leather. (Other Received)		-6587000	(6,587,000)
	Total	-137284374	-643033962	-780318336



Bangladesh Small & Cottage Industries Corporation (BSCIC)
Schedule of stock & store as on 30-06-2022

Sl.No	Particulars	Amount	(Schedule A-09)
			Amount(Tk)
1	CIDP		
	A) Raw Materials:	436,338	
	Rangamati	223,172	
	Khagrachari	169,650	
	Bandarban	43,515	
	B) Finished Goods:	572,494	
	Rangamati	232,759	
	Khagrachari	314,942	
	Bandarban	24,793	
	Total(A+B)		1,008,831
2	Design Centre		1,233,151
3	Salt		2,903,793
	Total (1+2+3)		5,145,775



Bangladesh Small & Cottage Industries Corporation (BSCIC)
Schedule of Expenditure over Income as on 30-06-2022

(Schedule 'A-10')

Sl. No	Particulars	Head Office	Regional office	District Offices (ISC Offices)	Design Centre	CIDP	Salt	20 I/E OLD	BTI (SCIT)	Nine I/E	ZINs 24 I/E	20 I/E (ADP)	DRJ	DEVELOPMENT	Bank Rin	Bee-Keeping	Completed Project	Total
1	Opening Balance	(10,588,351,234)	987,663,858	4,885,366,475	413,026,949	671,588,379	193,574,888	(172,020,004)	412,884,500	(60,649,966)	(175,658,180)	171,710,804	42,439,481	(679,816,764)	(4,117,610)	38,773,059	405,651,982	(3,436,930,378)
2	Add for the year	(1,302,966,521)	65,243,683	384,391,335	25,021,985	41,311,674	18,961,921	(84,731,497)	47,015,194	(22,360,794)	(37,339,628)	10,777,990	66,578	(13,040,345)	(20,679,844)	10,564,930	312,359,476	(545,403,863)
3	Cost of prod.	-	-	-	-	-	-	-	-	-	-	-	-	-	-	-	-	-
4	Transfer to Fund Account	2,630,917,895	-	-	-	-	-	-	-	-	-	-	-	-	-	-	-	2,630,917,894
5	Adjustment	-	895,666	(21,533)	-	-	-	(5,010,873)	-	(16,635)	-	3,445,637	-	-	(45,135,851)	737,910	-	(45,595,678)
	Total	(9,260,399,860)	1,053,803,206	5,269,736,277	438,048,934	713,900,053	212,536,809	(261,762,378)	459,899,695	(83,027,399)	(212,997,808)	185,934,431	42,506,059	(692,857,109)	(69,923,305)	69,575,899	738,014,464	(1,397,012,024)



Bangladesh Small & Cottage Industries Corporation (BSCIC)
Schedule of sundry Creditors & other Finance as on 30-06-2022

Schedule L-01																		
Sl. No	Head of Account	Head Office	Regional Office	District Offices (ISC Offices)	Design Centre	CIDP	SALT	20 I/E OLD	BTI (SCIT)	Nine I/E	Zilla 24 I/E	20 I/E (ADP)	DRI	Development	Binil Rin	Bee-keeping	Completed Projects	Total
1	Administrative Building Scheme	-	269,687	-	-	-	-	-	-	-	-	-	-	-	-	-	-	269,687
2	Adv Liveness	-	-	1,000	-	-	-	-	-	-	-	-	-	9,337	-	-	-	10,337
	Arbitration Case Hosiary IE	-	-	-	-	-	-	-	-	-	11,103,498	-	-	-	-	-	-	11,103,498
3	Arrear Electricity	-	-	-	-	-	-	9,142	-	-	-	-	-	-	-	-	-	9,142
4	Festival Arrear	9,019	-	3,395	-	-	-	-	-	-	-	-	-	-	-	-	-	12,414
5	Audit objection	8,379,042	-	(25,054)	-	-	-	-	-	-	184,290	504	-	-	-	-	-	8,538,781
6	BSCIC Barta	-	-	-	-	-	-	-	-	-	-	-	-	-	-	-	-	-
7	Car Lifting	-	1,405	-	-	-	-	-	-	-	-	-	-	-	-	-	-	1,405
8	Covid-19 incentive from government	-	-	-	-	34,130	20,798	-	-	-	-	-	-	(27,449,000)	-	-	-	(27,394,073)
9	Collection of Rev. Stamp	-	-	-	-	-	-	-	(206)	-	-	467	742	-	-	-	-	1,003
10	Construction of garage I/E Rajshahi	-	-	1,286	-	-	-	-	-	-	-	-	-	-	-	-	-	1,286
11	Construction of Materials	-	-	-	82,024	-	-	-	-	-	-	-	-	(586,308)	-	29,778	-	(273,928)
12	Contra of Cash & Bank	282,603	-	-	-	-	-	-	-	-	-	-	-	-	-	-	-	2,000
13	Co-operative E B Fund loan	2,000	-	-	-	-	-	-	-	-	-	-	-	-	-	-	-	7,000
14	D.C Labmanihat	-	-	7,000	-	-	-	-	-	-	-	-	-	4,419	-	-	-	41,282
15	D.F.P	36,863	-	-	-	-	-	-	-	-	-	-	-	-	-	(7,676)	-	(55,432)
16	Deferrance in trial Balance/Correction	(14,571)	(2,996)	(62,132)	(62)	5,752	2,293	72,294	90	151,579	(366,215)	172,617	-	(6,405)	-	-	-	89,613
17	Deficiency of raw materials	-	-	-	-	89,613	-	-	-	-	-	-	-	-	-	-	-	(335,386)
18	Design centre Bank A/C Difference	1	-	-	-	-	-	(9,546)	(325,842)	-	-	-	-	-	-	-	-	87
19	DFP Market	-	87	-	-	-	-	-	-	-	-	-	-	-	-	-	-	4,331,575
20	Difference opening & closing Bal.	-	-	-	-	-	-	-	-	-	-	1	-	4,331,574	-	-	-	42,120
21	Due to BSCIC	-	-	-	-	-	-	-	42,120	-	-	-	-	-	-	-	-	-
22	Dues Co-operative	-	-	-	-	-	-	-	-	250,832	-	-	-	-	-	-	-	250,832
23	Dues of cancelled plot	-	-	-	-	-	-	-	-	-	-	-	-	-	-	-	-	20,550
24	Electric Bill Realized	20,550	-	-	-	-	-	-	-	-	-	-	-	-	-	-	-	-
25	Error Correction	-	-	(3,552)	-	-	-	-	-	-	-	-	-	-	-	(246)	-	(3,798)
26	Error in Bank Balance	-	-	-	192	-	-	-	-	-	-	-	-	-	-	-	-	192
27	Excess Of Scientific Grade	-	-	-	-	-	-	-	-	-	-	-	-	-	-	-	-	-
28	Festival Arrear	-	-	-	-	-	-	-	-	-	-	-	-	-	-	-	-	-
29	Govt. tax/Customs Duty/Employment Fund	-	-	-	-	-	-	-	-	-	-	(700)	-	-	-	-	-	(700)
30	Honourarium for trainer	-	-	3,000	-	-	-	-	-	-	-	-	-	-	-	-	-	3,000
31	House rent of CMB	-	-	-	-	-	-	-	-	-	-	-	-	-	-	-	-	-
32	House rent on dearness allowance	2,871,060	-	(57,567)	-	18,000	-	421	-	-	-	-	-	-	-	-	-	2,831,914
33	House rent on Realisation	-	-	300	-	-	-	-	-	-	5,803	-	-	-	-	-	-	6,193
34	Income Tax payable/ Income Tax on Contractors	(1,279,423)	(305,527)	-	-	-	11,899	17,024	50,950	1,429	-	15,335	5,667	-	-	344	-	(1,482,301)
35	Int. Audit Objection	-	-	-	-	-	-	(30)	-	-	-	-	-	-	-	-	-	(30)
36	Interest Realized on Self Emp. Project	166,591	-	-	-	-	-	-	-	-	-	-	-	7,309	-	-	-	174,300
37	Investment Board	-	-	11	-	-	-	-	-	-	-	-	-	-	-	-	-	11
38	Leave encashment	-	3,613	-	-	-	-	16,830	-	-	-	-	-	3,657,216	-	-	-	3,677,659
39	Legal charge Recoverable	72,294	-	-	-	-	-	-	-	-	-	-	-	101,222	-	-	-	173,516
40	Ministry of Ind (DOSHA)	-	-	-	-	-	-	-	-	-	-	-	-	12,718	-	-	-	12,718
41	Municipality Tax	-	-	-	-	-	-	134,353	-	-	-	-	-	-	-	-	-	134,353
42	National saving certificates	-	783	-	-	-	-	-	-	-	-	-	-	783	-	-	-	1,566

Sl. No	Head of Account	Head Office	Regional Office	District Offices (ISC)	Design Centre	CIDP	SALT	10 I/E OLD	BTI (SCIT)	Nine I/E	Zilla 24 I/E	20 I/E (ADP)	DRI	Development	Blnt Rtn	Bo- keerde	Completed Projects	Total
43	Outstanding dues	-		-		2,776		-		-	-	-						2,776
44	Outstanding Income	-		7,539				-		-	-	-						7,539
45	Pakistan Exhibition	-		-				-		-	-	-						196,355
46	Payable amount	196,355		-				-		-	-	-						1,376
47	Payable Income	1,376		-				-		-	-	-						497
48	Pension /Insurance Fund	-		-				-		-	-	-						3,436
49	Postal life Insurance	497		-				-		-	-	-						-
50	Power Bill	-		3,436				-		-	-	-						1,017,489
51	Profit from Consortium Bank	-		-				-		-	-	-						(29,808)
52	Profit on sale of vehicles	1,017,489		-				-		-	-	-						-
53	Received For Fair & Exhibition (boishakhi)	(29,808)		-				-		-	-	-						231,544
54	Received from Dep.RES fund	-		-				-		-	-	-						-
55	recovery of festival allowance	-		-				-		-	-	-						-
56	Recovery of fraudulent money	198,774		32,770				-		-	-	-					160	1,419,865
57	Res. Post Allowance(Arrear)	-		-				-		-	-	830		1,332				29,385
58	Rest & Recreation	-		53,751	(1,914)	6,180	(18,622)	210			3,266	-		9,804				3,467
59	Revenue Stamp	1,375,939		-				-		-	-	-						-
60	Salary clearing A/C	(17,673)	33,988	-				-		-	-	-						-
61	Salary deduction	-		3,467				-		-	-	-						8,843
62	Sale of Overhead Tank	-		-				-		-	-	-						5,150
63	Sale of bicycle	-		8,843				-		-	-	-						110,972
64	Sale of CI Sheet (workshop)	-		5,150				105,388										367,934
65	Sale of G.I.Pipe	-	5,584	-				280,000										4,068,277
66	Sale of generator/Machine	-	334,928	(46,994)				268,105		580,000		3,220,172						(14,717)
67	Sale of old Building (installment)	-		-				(12,550)										74,341
68	Sale of Overhead Tank	-	(2,167)	-				-		-	-	-						2,957,405
69	Sale of Lift	74,341		-				-		-	-	-						15,560
70	Sale of Vehicles	2,716,469	240,936	-				-		-	-	-						-
71	Seisable Forum	-		-		15,560		-		-	-	-						142
72	Service Charge	142		-				-		-	-	-						1,600
73	Shipakale academy	-		-	1,600			-		-	-	-						1,400,000
74	Staff Quater	-		-				1,400,000										54,500
75	Sub contracting Exhibition	54,500		400				-		-	-	-			5,211			3,611
76	Sub-contracting West project	-		-				-		-	-	-						689,045
77	Subscription of officers Association	473,229	110,527	275,371	14,578	27,382	10,861	(294,112)	5,330	13,107	11,696	24,939	2,244	6,164		7,730		4,414
78	Subscription of Relief of rehabilitation	-		12				3,104		1,299								-
79	Subscription of Staff union	282,204	35,387	67,845	410	51,073	11,056	(350,794)	19,564	4,863	11,077	16,001	1,038	6,674		1,985		198,382
80	Sundry creditors/delstos	207	4,600	-		7,554		3,844				151,836						168,041
81	Suspense accounts	0		-	147,273	23,580		134		(10,536)					(150)			160,302
82	Tax of Source	-	2,936	328,604			18,979	388		2,220	68,310	10,838		56,493		13,766		502,533
83	Telephone bill realized	-		-				-		-	-	-						-
84	Unabsorbed at goods	511,717		-				-		-	(1,845)	-						(225,580)
85	Unpaid salary	-		(261,816)		38,081		-		-	-	-		1,750,000				1,750,000
86	Wrongly Poned	-		-				-		-	-	-						367
87	Water bill	-		367				-		-	-	-						-
Total :		17,402,182	733,771	348,430	244,101	313,502	82,066	1,625,376	75,934	711,074	11,019,970	3,612,840	9,691	(18,081,609)	-	-	45,841	18,143,169

Bangladesh Small & Cottage Industries Corporation (BSCIC)
Schedule of Earnest Money and Security Deposit as on 30-06-2022 (Schedule No.L-02)

(Schedule No.L-02)

Sl.No	Particulars	Head Office	Regional office	District Offices (ISC Offices)	Design Centre	CIDP	SALT	20 I/E OLD	BTI (SCITI)	Nine I/E	Zilla 24 I/E	20 I/E (ADP)	DRI	Development	Unit Rin	Bee-keeping	Completed Projects	Total
						52,074	98,215	181,862	-	3,877	-	3,408	35,223	(9,517,507)				(2,926,688)
1	Earnest Money	7,892,357	(1,676,196)	-	-	-	-	-	-	-	-	(3,450)	-	508		1,527		(1,075,612)
2	Govt Tax	(1,074,197)	-	-	-	-	-	-	-	-	-	-	-	(115,893)				180,850
3	Income Tax for Employees	(211,701)	81,417	415,720	-	(275)	-	13,961	12,404	(14,783)	-	-	-	712,428				4,462,797
4	Income Tax for contractor	3,471,666	-	275,985	-	-	-	884	-	1,833	-	-	-	(132,461)				115,183
5	Income Tax Landlord	245,644	-	-	-	-	-	-	-	2,000	-	-	-	-				110,397
6	Income Tax for Office Rent	-	110,397	-	-	-	-	-	-	-	-	-	-	-				237,318
7	Liabilities for Other Finance	-	-	-	-	-	-	-	237,318	-	-	-	-	-				275,673
8	Performance Guarantee	-	-	2,490	-	-	-	273,183	-	-	-	-	-	(1,517,512)				(1,493,885)
9	Security Bond	22,637	-	-	-	1,000	-	-	-	-	-	-	18,338	6,129,872				22,811,953
10	Security Deposit (Parties)	6,814,799	8,312,564	(146,068)	3,392	13,329	-	26,597	1,649,560	(10,431)	-	-	-	329,618				615,946
11	Security Paid	-	-	-	-	824	285,504	-	-	-	-	-	-	-				657,393
11	Tax on Advertisement	363	-	-	-	-	-	-	-	593,664	-	63,366	-	-				5,292,037
12	Vat	4,053,800	(350,374)	383,139	39,440	123,936	106,410	550,189	(43,529)	98,619	1,299,959	(9,884)	-	(985,488)		25,820		29,263,361
	Total	21,215,358	6,477,808	931,267	42,832	190,888	490,129	1,046,676	1,855,753	674,779	1,299,959	53,440	53,562	(5,096,435)	-	27,347	-	29,263,361



Bangladesh Small & Cottage Industries Corporation (BSCIC)
Schedule of Provision for Expenses as on 30-06-2022 (Schedule No.L-03)

Schedule No.L-03

SLNo	Particulars	Head Office	Regional office	District Offices (ISC Offices)	Design Centre	CIDP	SALT	20 I/E OLD	BTI (SCIT)	Nine I/E	ZIR-24 I/E	20 I/E (ADP)	DRI	Development	Bank Rtn	Res	Completed Projects	Total
									1,306,977	- .00	9,215,179	-	1,906,631	- .00				241,876,172
1	Liabilities for Expenses	229,447,385		-						- .00								260
2	Other liabilities	260																831,847,845
3	Outstanding/Unpaid Liabilities	362,631,139	7,741,482	37,159,297.57	1,016,402	1,612,605	24,776,036	71,191,078	1,214,953	33,205,225.54	60,048,865	42,972,358		188,343,242.35		(64,839)		215,335,269
4	Provision for Exp.	133,196,904	5,409,092	4,195,281.89	276,618	3,709,744	131,117	13,778,422	2,494,851	1,269,110.14	14,519,991	7,876,467	2,919,457	24,882,797.44		675,927		16,019,777
5	Provision for Contingency			45,713.00								5,520,700		- .00				
	Total	725,275,178	13,150,574	41,400,292.46	1,293,020	5,322,349	24,907,153	84,969,500	5,016,781	37,010,425	91,701,310	56,369,525.59	4,826,088	213,226,039.79	-	611,088	-	1,305,079,324



Particulars	Head Office	Regional office	District Offices (B.C. Offices)	Design Centre	CIDP	BALT	50 I/E OLD	BTI (BCITT)	Misc I/E	28-24 I/E	30 I/E (ADP)	DRI	Development	Bank Bal	Res. Arrears	Completed Projects	Total
1 Adv. against Annual sports			0						0		0		0				0
2 Adv. against Badalchar			0			43539			0		0		34832				43539
3 Adv. Against Contractor	86039		0			35013	38528		0		0		0				194432
4 Adv. against Dev. Trg.		15131	0				4225		50		0		0	9209			107210
5 Adv. Against Edl Bonus		1420	-2562						0		9000		0				3132
6 Adv. against electric bill			0						800		0		0				9900
7 Adv. against festival (Arrear)			4150				3247		0		0		0				1917
8 Adv. Against Flood Advance			0						0		0		0				24000
9 Adv. against godown rent			0				24000		0		0		0				1514239
10 Adv. against goods & services		239257	-65541	967259	13057	266407		107345	0		0		200000			-8555	200000
11 Adv. Against gratuity			0						0		0		0				2500000
12 Adv. Against group insurance	2500000		0						254		35000		10417				53689
13 Adv. against House rent			0				3009		0		0		134623				147323
14 Adv. Against Income Tax for Const.			0	12700					0		0		0				0
15 Adv. Against Legal exp.			0						0		0		3600				103600
16 Adv. against office rent			0				100000		0		0		0				0
17 Adv. Against Official Activities			0						0		80		0				94429
18 Adv. Against Other Expenses			92700				1649		0		0		0				18282
19 Adv. against postage			18034				248		0		0		0				192350
20 Adv. Against Rates & Taxes		192350	0						0		0		0		10000		6214230
21 Adv. against salary	4349672	-736	352458	17078	715191	114850	374617	39243	15000	158997	67861		0				885
22 Adv. Against Salable Form			885						0		0		44271690				44271690
23 Loan Reimbud to Self Employment Proj			0						0		0		3787359				3787359
24 Adv. Against Semi Intensive Shrimp Cult. Proj.			0						4979		14254		0				19233
25 Adv. Against Misc.			0						0		0		0				10000
26 Adv. Against amity parties			10000						0		0		0				147783
27 Adv. Against Traveling		61129	0					86654	0		0		0		-5000		1416926
28 Adv. against T.A.	719857		191427	9598	7479	324000	136973		-92438	15793	109238		0				0
29 Adv. against Training			0						0		0		0				60
30 Adv. against Washing allowance	60		0						0		0		0				15900
31 Adv. Income from Target			0	15900					0		0		0				229492
32 Adv. Income tax	232192		0	-2500					0		0		0				5150
33 Adv. subsistent allowance			5155						0		0		0				754881
34 Bi-Cycle/Motor Cycle Loan	159377		488320	22273	86600	3276	2425		-14016		6624		0				-12659
35 Cash short	2870		-15524				-3		0		0		0				10300
36 Charge Allowance			10300						0		0		0				0
37 Construction materials			0						0		0		0				7798339
38 CPF Loan	7971326	19300	52656		1335505	-4760	-5000	-64557	8800	-41921	0		-100000000				-6494494
39 Development Current Account	93090000	455506	0						0		0		0				500
40 Deduction from Ali Asset	500		0						0		0		0				107739
41 Equipment Loan			0						0		0		0				0
42 Excess Selection Grade	15462118		0						0		0		3237				15462118
43 Flood Advance			15444						0		0		0				36418
44 House building loan	6920138	500	81500	284	66000		3366	-8200	145	-6000	8333		0				7066086
45 Loan Account			92500						0		0		0				92500
46 Loan from 20 I/E			160000						0		0		1510300				1670300
47 Loan from Bas-Kaerang			353500						0		0		0				353500
48 Loan from CIDO project	1000000		5000						0		0		0				1005000
49 Loan from cluster village project			0		297000				0		0		0				297000
50 Loan from commercial AVC	3000300		0						0		0		56418399				59618899
51 Loan from CRDP			19877		-331463				0		0		0				351342
52 Loan from Design Center			0						0		0		284746				284746
53 Loan from Dev. Project	199426282		0						0		0		300000				109926282
54 Loan from Dev. Project out of Col of LP	19500000		0						0		0		0				19500000
55 Loan from Investments project	1600000		0						0		0		1000000				2000000
56 Loan from DRU			192938						0		0		0				192938
57 Loan from Fund of land premium			0						0		0		37800000				37800000
58 Loan from Gratuity Fund			0						0		0		0				0
59 Loan from Gratuity Fund for Res/Keyping	19280		0						0		0		909079				919359
60 Loan from Hire purchase	1666660		0						0		0		7746280				8746280
61 Loan from DE			442861				18260		0		0		0				463521
62 Loan from IBC			0				941944		0		0		15600				957544
63 Loan from IBC Yangam			0						0		0		0				0
64 Loan from IBC Rangamati			0						97000		0		0				97000
65 Loan from IBC Bara			6842						0		0		0				6842
66 Loan from IBC Bara			69495						0		0		0				69495
67 Loan from other collection of Dev projects	16566660		0						0		0		0				16566660
68 Loan from P.O			1977443				3436168		0		0		0				5415611
69 Loan from special Dev Project	4453231		0						0		0		5290000				9943231
70 Loan from survey & evaluation			2880						0		0		0				955
71 Loan from TAPP			0						0		0		3000000		-1925		3000000
72 Loan from western project			26500						0		0		30000				59500



Particulars	Head Office	Regional office	District Offices (BSC Offices)	Design Centre	CIDF	SALT	20 I/E OLD	BTI (SCITT)	Nlae I/E	ZM-24 I/E	20 I/E (ADP)	DRI	Development	BiaM Rin	Rec-keeping	Completed Projects	Total
			10000						0		0		35302587				37469831
73 Loan from self emp. project	2157244		500						0		0		0				500
74 Loan Realized of DANIDA project			0				4300		0		0		0				4300
75 Loan recovery for working cap.			0						0		0		0				0
76 Loan SCITT			0						0		99550		0				99550
77 Loan to 20 I/E			0						0		0		0				0
78 Loan to Cluster Village			0						0		0		0				0
79 Loan to Jibon Boma			0						0		0		0				0
80 Loan to Yesdy Centre	62500		0						0		0		5125000				5031871
81 Other Advance	-93129		0						0		0		0				4270
82 Overhead Charge			4270						0		0		0				847230
83 Pay Overdrawn			847230						0		0		0				6614
84 Receivable Fest Allow. (Acruar)		6614	0						0		0		0				49676
85 Sundry Creditors/advance	48460		1042				175		0		0		0				5153
86 Suspension allowance			5153						0		0		0				58490
87 Swearing machine loan			0		58490				0		0		0				39592
88 Temporary Loan		39592	65000		93491				40499	110000	0		30250				420
89 UNCDF loan form			420						0		0		0				0
90 UNDP Advance			0						0		0	21487	0				0
91 Vat Adv.			0						0		0		0				0
92 Water bill			0						0		0		0				0
Total	283718916	1030083	5528452	1040603	1641006	780346	5109867	160485	-26890	324912	349860	120383	103401362	0	-5480	0	403174303



Schedule of other projects as on 30-06-2022

Schedule No. 1-08

Sl. No	Head of Account	Head Office	Regional Office	District Offices (SC Offices)	Design Centre	CIDP	SALT	20 I/E OLD	BTI (SCIT D)	Nine I/E	Zila 24 I/E	20 I/E (ADP)	DRI	Development	Distt Rin	Res-keeping	Completed Projects	Total
1	2	3	4	5	6	7	10	11	12	13	14	15	16	17				18
1	Artisan workshop, Khulna		104,922	- .00				- .00	- .00	- .00	- .00	- .00	- .00	- .00				104,922.00
2	Bolder Chor Project			- .00			7,925	- .00	- .00	- .00	- .00	- .00	- .00	- .00				7,925.00
3	Bio-Oas, Rajshahi		50,110	- .00				- .00	- .00	- .00	- .00	- .00	- .00	65,500.00				50,110.00
4	CIDD Iodin Salt project		98,371	- .00				- .00	- .00	- .00	- .00	- .00	- .00	- .00				98,371.00
5	CRIDP (Nor)			928,764.93		189,356		- .00	- .00	- .00	- .00	- .00	- .00	- .00				928,764.93
6	CRIDP (SPL)			- .00		507,638		- .00	- .00	- .00	- .00	- .00	- .00	- .00				507,638.00
7	CRIDP project	20,000,000		- .00		628,699		- .00	- .00	- .00	- .00	- .00	- .00	- .00				628,699.00
8	Design centre	(33,483,062)		18,055.00				- .00	- .00	- .00	- .00	- .00	- .00	- .00				18,055.00
9	Commercial Current Account			96,978.00				- .00	- .00	- .00	- .00	- .00	- .00	- .00				96,978.00
10	Development projects	(8,500,000)	273,988	- .00				- .00	- .00	- .00	- .00	3,500	- .00	- .00				273,988.00
11	DRI		720,724	- .00				- .00	- .00	- .00	- .00	78,003	- .00	- .00				720,724.00
12	DRI, Thakurgaon			(206,679.00)				- .00	- .00	- .00	- .00	- .00	- .00	- .00				(206,679.00)
13	Electrification of I/E			- .00				- .00	- .00	- .00	- .00	- .00	- .00	- .00				- .00
14	I/E Extension			53,777.00				- .00	- .00	- .00	- .00	- .00	- .00	108,022,174.96				53,777.00
15	I/E	71,775,020		- .00			300,000.00	- .00	- .00	- .00	- .00	- .00	- .00	1,900,000.00				71,775,020.00
16	I/E Bagerhat		1,358,201	- .00			- .00	- .00	- .00	- .00	- .00	- .00	- .00	1,750,000.00				1,358,201.00
17	I/E B. Baria		76,843	- .00			- .00	- .00	- .00	- .00	- .00	- .00	- .00	- .00				76,843.00
18	I/E Begungraj		75,538	- .00			- .00	- .00	- .00	- .00	- .00	- .00	- .00	100,000.00				75,538.00
19	I/E Bhola			- .00			- .00	- .00	- .00	- .00	- .00	- .00	- .00	2,370,000.00				- .00
20	I/E Chandpur		622,081	21,675.00			- .00	- .00	- .00	- .00	- .00	- .00	- .00	708,754.00				622,081.00
21	I/E Chandurga			- .00			- .00	- .00	- .00	- .00	- .00	- .00	- .00	430,000.00				- .00
22	I/E Choudhagram			3,439,649.99			- .00	- .00	- .00	- .00	- .00	- .00	- .00	10,503,720.00				3,439,649.99
23	I/E Comilla		1,493,448	1,224,104.00			- .00	- .00	- .00	- .00	- .00	- .00	- .00	- .00				1,493,448.00
24	I/E Dharmrai Current Account	34,671		- .00			- .00	- .00	- .00	- .00	- .00	- .00	- .00	39,010,000.00				34,671.00
25	I/E Fauzdarhat			- .00			- .00	- .00	- .00	- .00	- .00	- .00	- .00	4,150,000.00				- .00
26	I/E Flowery N. Garj			- .00			- .00	- .00	- .00	- .00	- .00	- .00	- .00	2,450,000.00				- .00
27	I/E Jamdani			- .00			- .00	- .00	- .00	- .00	- .00	- .00	- .00	19,514,216.00				- .00
28	I/E Jansaidaha			- .00			- .00	- .00	- .00	- .00	- .00	- .00	- .00	- .00				- .00
29	I/E Kanchpur			15.00			- .00	- .00	- .00	- .00	- .00	- .00	- .00	- .00				15.00
30	I/E Kalurghat		56,000	- .00			- .00	- .00	- .00	- .00	- .00	- .00	- .00	- .00				56,000.00
31	I/E Khadirnagar			- .00			- .00	- .00	- .00	- .00	- .00	- .00	- .00	- .00				- .00
32	I/E Kishoregong		161,997	22,676.00			- .00	- .00	- .00	- .00	- .00	- .00	- .00	800,000.00				161,997.00
33	I/E Kustia			- .00			- .00	- .00	- .00	- .00	- .00	- .00	- .00	- .00				- .00
34	I/E Meherpur			6,325.00			- .00	- .00	- .00	- .00	- .00	- .00	- .00	4,300,000.00				6,325.00
35	I/E Maulavibazar			- .00			- .00	- .00	- .00	- .00	- .00	- .00	- .00	(189,585.00)				- .00
36	I/E Manikgonj			4,240.00			- .00	- .00	- .00	- .00	- .00	- .00	- .00	6,400,000.00				4,240.00
37	I/E Marichganj		16,627,145	- .00			- .00	- .00	- .00	- .00	- .00	- .00	- .00	- .00				16,627,145.00
38	I/E Munsingganj			- .00			26,744.86	- .00	- .00	- .00	- .00	- .00	- .00	17,040,430.00				26,744.86
39	I/E Mymensingh			- .00			- .00	- .00	- .00	- .00	- .00	- .00	- .00	- .00				- .00
40	I/E Narayanganj			- .00			- .00	- .00	- .00	- .00	- .00	- .00	- .00	3,500,000.00				- .00
41	I/E Natogyganj		369,001	- .00			- .00	- .00	- .00	- .00	- .00	- .00	- .00	467,000.00				369,001.00
42	I/E Narsingdi			- .00			- .00	- .00	- .00	- .00	- .00	- .00	- .00	- .00				- .00
43	I/E Nowakhal			- .00			- .00	- .00	- .00	- .00	- .00	- .00	- .00	- .00				- .00
44	I/E Patna			5,896,004.00			803,633.72	- .00	- .00	- .00	- .00	- .00	- .00	- .00				5,896,004.00
45	I/E Patachali			- .00			- .00	- .00	- .00	- .00	- .00	- .00	- .00	- .00				- .00
46	I/E Rajbari		17,412	1,887,937.00			- .00	- .00	- .00	- .00	- .00	- .00	- .00	- .00				17,412.00
47	I/E Rajshahi			44,032.00			- .00	- .00	- .00	- .00	- .00	- .00	- .00	- .00				44,032.00
48	I/E Rangpur			- .00			1,082,179.83	- .00	- .00	- .00	- .00	- .00	- .00	1,660,748.60				1,082,179.83
49	I/E Sayedpur			- .00			- .00	- .00	- .00	- .00	- .00	- .00	- .00	41,324.50				- .00
50	I/E Shariatpur			- .00			- .00	- .00	- .00	- .00	- .00	- .00	- .00	- .00				- .00
51	I/E Sharupkathi			- .00			- .00	- .00	- .00	- .00	- .00	- .00	- .00	- .00				- .00
52	I/E Satkhira		5,216,853	1,696.00			- .00	- .00	- .00	- .00	- .00	- .00	- .00	- .00				5,216,853.00
53	I/E Shilpa Park		200,000	- .00			- .00	- .00	- .00	- .00	- .00	- .00	- .00	- .00				200,000.00
54	I/E Sonamganj			30,000.00			- .00	- .00	- .00	- .00	- .00	- .00	- .00	- .00				30,000.00
55	I/E Sylhet		1,439,214	1.00			- .00	- .00	- .00	- .00	- .00	- .00	- .00	9,900,000.00				1,439,214.00
56	I/E Tangail			- .00			- .00	- .00	- .00	- .00	- .00	- .00	- .00	- .00				- .00
57	I/O BSCIC			- .00			- .00	- .00	- .00	- .00	- .00	- .00	- .00	- .00				- .00



Bangladesh Small & Cottage Industries Corporation (BSCIC)
Schedule of Commercial Current A/C as on 30-06-22

				(Schedule No-L-06)
No.	Particulars	Dr.	Cr.	Balance
	2	3	4	5
1	Regional Office		24,270,826.63	24,270,826.63
2	Development	3,985,072.23		(3,985,072.23)
3	Design Centre	2,562,827.61		(2,562,827.61)
	Total :	6,547,900	24,270,827	17,722,927



Schedule of Fund Account as on 30-06-2022

(Schedule No. L-97)

Sl.No	Particulars	Head Office	Regional office	District Offices (ISC Offices)	Design Centre	CIDP	SALT	20 I/E OLD	BTI (9CITI)	Nine I/E	Zill-24 I/E	20 I/E (ADP)	DRI	Development	Bint Rin	Bee-keeping	Completed Projects	Total
																		8,598,536
1	Benevolent Fund Loan	8,017,720	(11,440)	281,457	8,929	(268,540)	295,463	(226,430)	(8,562)	110,190	31,945	63,805		271,916		32,083		20,908,631
2	C.P.F. Additional 2.5%	20,400,931	20,696	(149,677)		364,392	262,203	(364)	53,531	(6,613)	15,035	(64,795)		14,011		(718)		(10,726,424)
3	C.P.F. Employees 10%	(7,341,603)	(746,600)	(2,857,945)		17,396	890,607	(423,054)	184,894	(204,828)	(114,372)	(122,900)		(5,089)		(2,931)		22,235,148
4	C.P.F. Employees 8.33%	22,235,148												(100,463,564)				(261,466,367)
5	C.P.F. Trust AC	(161,348,016)		290,913		959		99,220		1,711	(5,084)	(42,505)						7,011
6	Chief Adviser Relief Fund	7,011																347
7	Co-operative EB fund loan							600						58,968				600
8	Cycle Loan Realization																	62,118
9	Dearness Allowance			3,150						23,042				(9,249)				(48,189)
10	Eb Fund	704,133						(9,312)	317		4,788							159,064
11	EB Fund Loan			(34,733)														301,854
12	Escap Fund	159,064										3,159					69,194	(414,746)
13	Financial Aid/Fund	175,138	13,460	46,792		270	48,014	8,760		(12,223)	(50,710)							(2,448,133)
14	Fund for Exhibition			(414,746)														49,984,532
15	Govt. Employee fund	(2,448,133)						455,493		(25,116)	(4,425,200)	(5,550,846)		66,738,931				(4,088,660)
16	Gratuity fund		235,600	(7,444,330)				13,161	81,979	(495,400)	6,217	13,320	48	(7,042)		2,092		2,626
17	Group Insurance fund	(3,364,955)	(432,007)	67,003	7,320	1,824	17,780											9,694
18	Imprest to project		2,626															
19	Insurance fund received from project	9,694																5,072
20	Int. on Cooperative Loan	5,072																161,044
21	Int. on Ben. fund	161,044																
22	Int. on BSCIC Contribution																	
23	Int. on CPF & Add. CPF	4,227,154		578	2,045	(10,350)				742,000		(3,598)						4,957,829
24	Int. on E.B. fund loan	506,607												4,134				510,741
25	Int. on gratuity fund	17,843,338												55,884				17,899,222
26	Int. on motor cycle loan		500		108									4,869				5,477
27	Leave encashment	633,997																633,997
28	Pathlali Trust	(13,937)		2,981				227	195				3,450	7,529				446
29	Proposed Pension fund	3,790,880,895																3,790,880,895
30	President relief fund	25,759		187,619		3,356		7,292	913	467	1,209	9,905	9,929					246,449
31	Prime Minister relief fund	(548,329)	(526,484)	53,611	12,472	7,620		2,034	1,360	4,007	3,905			10,359				(979,445)
32	Received for Leave Salary	47,615																47,615
33	Relief & Rehabilitation								16,629		437			15,905				32,971
34	Revolving Fund				400,000	208,484												608,484
35	Savar Tragedy								(955)	574								(381)
36	Shortage					70,464												70,464
37	Welfare Fund	(8,403,994)	(120,000)	4,879	1	(76,038)	5,779	(75,051)	(483,373)	(39,032)		(19,145)	(8,047)	(786,715)		340		(10,000,398)
	Total	3,682,571,354	(1,563,649)	(9,962,488)	430,875	319,837	1,519,846	(147,423)	(154,585)	(669,798)	(3,766,853)	(5,714,795)	2,103	(34,079,226)	-	100,060	-	3,628,885,298

Break up of proposed pension fund (sub Sch L-97 (B))

Sl. No.	Particulars	Amount
1	Retained surplus of Service Charge Income	778,517,779
2	Retained surplus of Miscellaneous Income	1,719,684,999
3	Retained surplus of Land Premium Interest	132,715,875
4	FDR received from CIDP	605,874,158
5	From Gratuity Fund and Fund Interest	312,364,997
6	Proposed Pension Fund FDR Interest	241,723,086

Bangladesh Small & Cottage Industries Corporation (BSCIC)
Schedule of Grants as on 30-06-22

(Schedule No-1-06)

Sl.No.	Particulars	Sch. No	Head Office	Regional Office	District Offices (ISC Offices)	Design Centre	CIDP	SALT	20 I/E OLD	BTI (SCIT)	Nine I/E	Zilla 24 I/E	20 I/E (ADP)	DRI	Development	Build Rin	Be-keeping	Completed Projects	Total
A.	FROM GOVERNMENT OF BANGLADESH																		50,000,000
1	Revolving Fund from Government		50,000,000												4,138,128,186				4,763,578,214
2	A.D.P. Grant		625,450,028																2,131,000
3	Grant from special fund of president		2,131,000																172,487,231
4	Grant from Government of Bangladesh		172,487,231											2,109,763	70,000				3,179,763
5	Extra Ordinary Grant from Govt.		1,000,000																13,040,465
6	Thok Allocation For 20 I/E		13,040,465																4,725,400
7	Recurring grant from Govt.		4,725,400											300,000					300,000
8	Gift Account																		13,141,510
9	Govt. grant for SCIT		13,041,510							100,000									40,749
10	Fund for Financial SPL Grant																		329,196
11	Fund from Zilla Parishad						329,196												2,217,000
12	Fund from Devt. Board						2,217,000												39,588
13	New re-establishment Program						39,588												13,300
14	UNICEF Program						13,300												-
	Total=		881,875,634	-	-	-	2,599,084	-	-	100,000	-	-	-	2,409,763	4,138,238,935	-	-	-	5,025,223,417
	Less Refund of gov. Grant		(73,932,750)												(54,047,000)				(127,979,750)
	Sub-Total:		807,942,884	-	-	-	2,599,084	-	-	100,000	-	-	-	2,409,763	4,084,191,935	-	-	-	4,897,243,667
B.	FROM FOREIGN COUNTRIES																		-
1	Particulars																		-
2	Foreign Grant		99,491																99,491
3	Reimbursement received from UNDP													604,058					604,058
	Sub-Total:		99,491	-	-	-	-	-	-	-	-	-	-	604,058	-	-	-	-	703,549
	Grand Total (A+B)		808,042,375	-	-	-	2,599,084	-	-	100,000	-	-	-	3,013,821	4,084,191,935	-	-	-	4,897,947,215



Bangladesh Small & Cottage Industries Corporation (BSCIC)

Schedule of Long term Loan from Govt. of Bangladesh as on 30 June, 2022

Schedule NO-L-09

Sl.No.	Particulars	Sch.No	Head Office	Regional Office	District Offices (ISC Offices)	Design Centre	CIDP	SALT	20 I/E OLD	BTI (SCITD)	Nine I/E	Zilla 24 I/E	20 I/E (ADP)	DRI	Development	Bltn Rin	Bee-keeping	Completed Projects	Total
A.	LOAN FROM GOVT. OF BANGLADESH:														- .00				
1	A.D.P. Loans		441,909,798												1,868,268,614.00				2,310,178,412
2	Less Refunded		(31,280)												(504,877,400.00)				(504,908,680)
	Sub-Total:		441,878,518	-	-	-	-	-	-	-	-	-	-	-	1,363,391,214	-	-	-	1,805,269,732
B.	FROM FOREIGN COUNTRIES (USAID):														- .00				
1	USAID		1,365,818												4,359,688.20				5,725,506
	Grand Total (A+B)=		443,244,336	-	-	-	-	-	-	-	-	-	-	-	1,367,750,902.20	-	-	-	1,810,995,238



Bangladesh Small & Cottage Industries Corporation (BSCIC)

Schedule of Land premium and other collection as on 30-06-2022

schedule No.L-10

Sl. No	Head of Account	Head Office	Regional Office	District Offices (ISC Offices)	Design Centre	CIDP	SALT	20 L/E OLD	BTI (SCITT)	Nine L/E	Zilla 24 L/E	20 L/E (ADP)	DRI	Development	Build Rin	Bee-keeping	Completed Projects	Total
1	Collection of land premium	596,582,383	9,352	186,048				32,601,871		74,851,165	302,275,378	127,163,235		2,852,285,625.22				3,985,985,057
2	FUND TRANSFER							-		-	-	-		- .00				-
3	Int. on Fixed deposit land premium	39,801,369						-		-	-	-		- .00				39,801,369
4	Int. on land premium	2,443,660						233,162		-	-	-		3,692.85				2,686,851
5	Other receipt from L/E	216,454,281		28,110				(62,930,700)		-	-	-		153,722,875.41				307,274,567
6	Refund of land premium							(10,332)		(63,819)	(3,359,125)	-		(100,000.00)				(3,533,276)
7	Less Land premium and other Transfer to H/Q							(1,000)		(64,816,692)	(4,749,180)	(5,635,345)		(385,547,128.40)				(460,749,345)
	Total	855,281,693	9,352	214,158	-	-	-	(30,106,999)	-	9,970,654	294,167,073	121,527,890	-	2,620,365,065	-	-	-	3,871,428,886



Bangladesh Small & Cottage Industries Corporation (BSCIC)
Schedule of Equity Deposit for Project as on 30-06-22

schedule No.L-11

Sl.No.	Particulars	Head Office	Regional Office	District Offices (ISC Offices)	Design Centre	CIDP	SALT	20 I/E OLD	BTI (SCITI)	Nine I/E	Zilla 24 I/E	20 I/E (ADP)	DRI	Development	Binil Ra	Bee-keeping	Completed Projects	Total
1	Equity disinvestments project													9,757,492.06			6,544,543,230	6,554,300,722
2	Equity Hire Purchase													8,166,500.50				8,166,501
3	Equity refund for pilot project	1,682,439												8,872,922.00				10,555,361
4	Equity West & Project													144,483.73				144,484
5	Grantee Deposit for I/E Paliya													- .00				-
6	Performance guarantee													55,250.00				55,250
	Total:	1,682,439	-	-	-	-	-	-	-	-	-	-	-	26,996,648.29	-	-	6,544,543,230	6,573,222,317

